



Ordinary Meeting of Council

27 November 2024

**UNDER SEPARATE COVER
ATTACHMENTS**

ITEMS 9.8 TO 9.16

**QUEANBEYAN-PALERANG REGIONAL COUNCIL
ORDINARY MEETING OF COUNCIL**

ATTACHMENTS – 27 November 2024 Page i

Item 9.8	Appointment of Statutory Committees Delegates	
	<i>Attachment 1 Terms of Reference - Dangerous Dog Panel</i>	<i>2</i>
Item 9.12	Quarterly Budget Review Statement for the Quarter Ending 30 September 2024	
	<i>Attachment 1 Quarter 1 Budget Review Statement as at 30 September 2024</i>	<i>5</i>
Item 9.13	Investment Report - October 2024	
	<i>Attachment 1 Investment Report Pack.....</i>	<i>35</i>
Item 9.14	Sale of Land for Unpaid Rates	
	<i>Attachment 2 Sale of Land Timetable</i>	<i>53</i>
Item 9.15	Valuer General's cancellation of Commonwealth Land	
	<i>Attachment 1 Notification from Value NSW.....</i>	<i>55</i>
Item 9.16	State of our Region Report 2021-2024	
	<i>Attachment 1 State of Our Region Report 2021 - 2024.....</i>	<i>58</i>

QUEANBEYAN-PALERANG REGIONAL COUNCIL

Council Meeting Attachment

27 NOVEMBER 2024

ITEM 9.8 APPOINTMENT OF STATUTORY COMMITTEES DELEGATES

ATTACHMENT 1 TERMS OF REFERENCE - DANGEROUS DOG PANEL



TERMS OF REFERENCE DANGEROUS DOG PANEL

1. Role

To exercise the functions of a Dangerous Dogs Panel pursuant to the Companion Animals Act to:

- To discuss dog attacks and make a decision in regard to the classification of the dog to determine the level of control in accordance with the provisions of the Companion Animals Act as per Annexure M below.

2. Membership

- One (1) Councillor
- Two staff members independent of the incident investigation appointed by the General Manager.

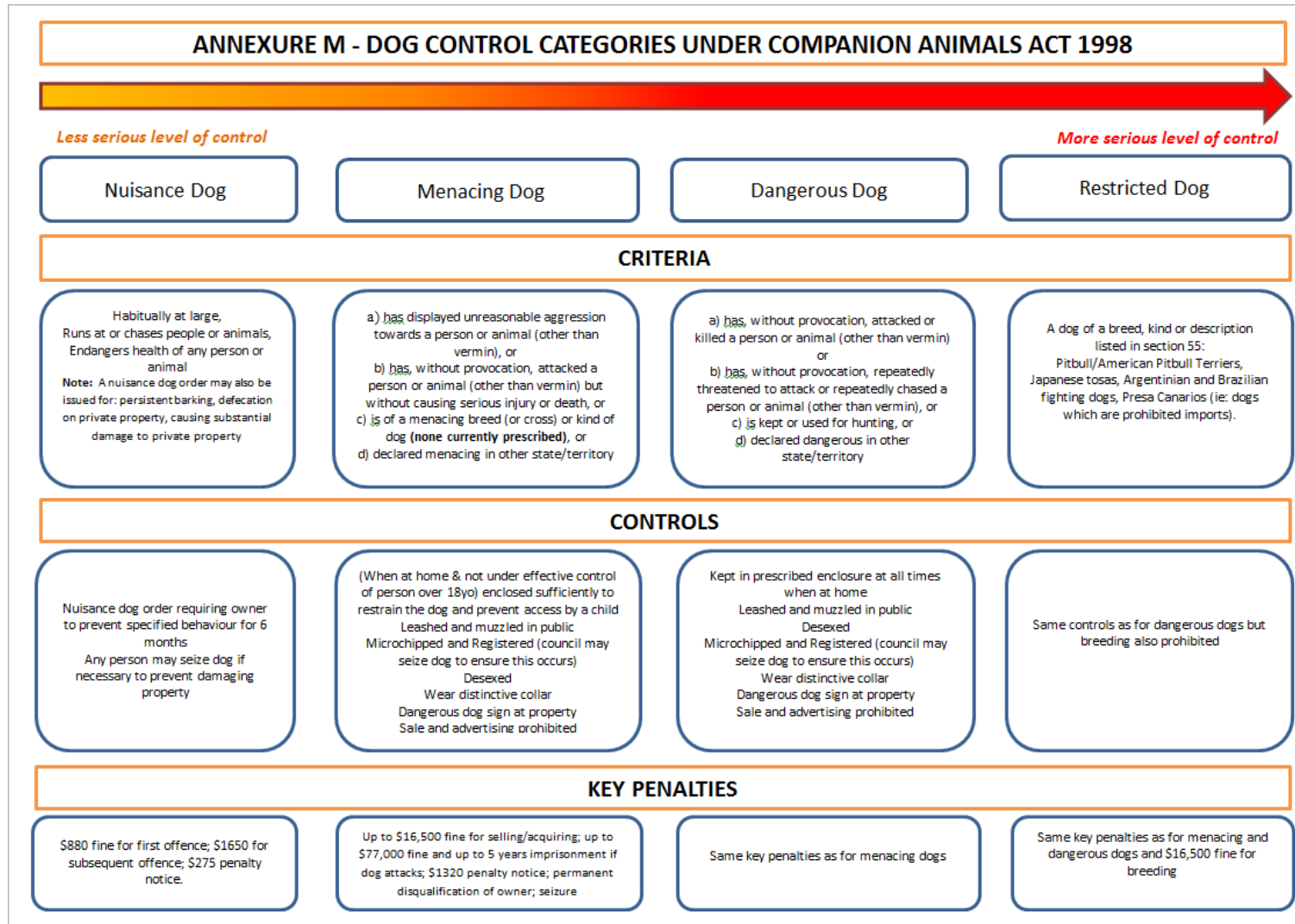
3. Meetings

Meetings will be on a as required basis.

Secretarial support and advice to committee will be provided by the Service Manager Customer & Communications and Animal Management Coordinator

4. Quorum

A Quorum for the meeting will be two (2)





Quarterly Budget Review Statement

*For the quarter ended 30 September
2024*

Queanbeyan-Palerang Regional Council

Quarterly Budget Review Statement
for the period 01/07/24 to 30/09/24

Table of contents	page
1. Executive Summary	
Budgeted Cash Position	1
Budgeted Operating Result	1
Responsible Accounting Officer's Statement	2
2. Income & expenses budget review statement's	
Consolidated	3
General Fund	4
General Fund - Budget variation detail	5
Waste Fund	6
Waste Fund - Budget variation detail	7
Water Fund	8
Water Fund - Budget variation detail	9
Sewer Fund	10
Sewer Fund - Budget variation detail	11
3. Capital budget review statement	
Capital budget review statement	12
Capital Budget - detail	13
Variation commentary	18
4. Cash & investments budget review statement	
Cash Flow Statement	19
Cash & investments budget review statement	20
Variation commentary	22
5. Key performance indicator (KPI) budget review statement	
a. Industry KPI's	23
6. Contracts & other expenses budget review statement	24
7. Additional statements	
Other Expenses	25
Loans	26

Queanbeyan-Palerang Regional Council

Quarterly Budget Review Statement
for the period 01/07/24 to 30/09/24

Executive Summary

The purpose of this budget review statement is to present a summary of Council's financial performance for the year up to 30 September 2024 and to report on progress made against the original budget adopted by Council in its 2024-25 Operational Plan.

This budget review contains minor budget adjustments required to ensure all projects whole of life budget is consistent with previously approved budgets.

Budgeted Cash Position

Council's cashflow and reserve movements are reported on page 19-22 of this Budget Review Statement.

The revised estimated net total cash movement over the year is a decrease of \$14.3m.

Positive unrestricted cash has been able to be achieved by the sale of properties on Rutledge Street, bringing in \$8m to unrestricted cash.

It is recommended to increase the following reserve balances:

- Financial Assistance Grant in advance	4,235,000
- Employee leave entitlements - proposal to increase this reserve balance over the next 4 years	500,000
- Revolving Energy Reserve	50,000

Budgeted Operating Result

The Council's income and expenses, and net operating results are reported on page 4 of the Budget Review statement.

The revised estimated net operating result (before capital grants and contributions) for the the year to 30 June 2025 is a surplus of \$7.6m, which is an improvement from the original surplus of \$6.6m.

The revised estimated net operating result (before capital grants and contributions) in the General Fund is a deficit of \$3.0m, an improvement on the original forecast of a deficit of \$1m.

The primary drivers impacting the forecast budget position includes:

- Sale of council property in Rutledge Street Queanbeyan to be achieved in the 24/25 FY	\$'000 1,816
- Increased operating expenses within the General fund due to a delay with the Queanbeyan Sewer Treatment Plant project	-844

Queanbeyan-Palerang Regional Council

Quarterly Budget Review Statement
for the period 01/07/24 to 30/09/24

Report by responsible accounting officer

The following statement is made in accordance with Clause 203(2) of the Local Government (General) Regulations 2005:

30 September 2024

It is my opinion that the Quarterly Budget Review Statement for Queanbeyan-Palerang Regional Council for the quarter ended 30/09/24 indicates that Council's short term projected financial position at 30/06/2025 will be satisfactory at year end, having regard to the projected estimates of income and expenditure and the original budgeted income and expenditure.

Current levels of unrestricted cash is improving which allows Council to be able to respond to unforeseen unplanned events. Council is putting in place improved cash management procedures regarding reporting and monitoring of internal reserve balances, budget performance and grants claims management processes.

Council's long term financial position is reliant on the Council's ability to correct its General Fund deficit position. The adopted 2024-25 Operational Plan includes the second and third years of the special rate variation of 18% in 2024-25 and 2025-26.

My opinion above, that Council's projected financial position as at 30/06/2025 will be satisfactory has been based on the following factors, including remedial action already being taken:

1. A deficit general fund budget, when accumulated with previous years' deficits, is not financially sustainable. Future budgets need to be in surplus to restore to an adequate level of working capital. Opportunities to improve the general funds income has begun with the implementation of the special rate variation of 18% for 3 years. Focus needs to be on future year results.
2. A deficit budget relies on a deterioration of the capital base for ongoing operations. Opportunities to increase other revenue must be considered with each Operational Plan.
3. A deficit budget does not enable the governing body to plan for unforeseen events. Expenditure reductions including opportunities for efficiency savings and re-prioritisation of services to a financially sustainable level is to be a focus of each budget review.
4. Council's unrestricted cash position has improved. This position needs to be maintained.
5. Confirm council's objectives:
 - a) General fund expenditure does not exceed income
 - b) There is enough available cash to pay current liabilities
 - c) Assets are maintained to a standard that meets community expectations.

Signed: _____



date: 20-Nov-24

Tracy Sligar
Responsible accounting officer

9.12 Quarterly Budget Review Statement for the Quarter Ending 30 September 2024
Attachment 1 - Quarter 1 Budget Review Statement as at 30 September 2024 (Continued)

Queanbeyan-Palerang Regional Council

Quarterly Budget Review Statement
for the period 01/07/24 to 30/09/24

Income & expenses budget review statement

Budget review for the quarter ended 30 September 2024

Income & expenses - Council Consolidated

(\$000's)	Original budget 2024/25	Approved Changes					Revised budget 2024/25	Variations for this Sep Qtr	Notes	Projected year end result	Actual YTD figures
		Carry forwards	Other than by QBRS	Sep QBRS	Dec QBRS	Mar QBRS					
Income											
Rates and annual charges	111,118	-	-	-	-	-	111,118	-		111,118	110,300
User charges and fees	42,483	-	-	-	-	-	42,483	40		42,523	3,188
Other revenues	2,996	-	-	-	-	-	2,996	-		2,996	373
Grants and contributions - operating	20,042	-	-	-	-	-	20,042	448		20,490	3,147
Grants and contributions - capital	44,882	9,414	-	-	-	-	54,296	184		54,480	2,957
Interest and investment revenue	7,630	-	-	-	-	-	7,630	-		7,630	4,418
Net gain from disposal of assets	-	-	-	-	-	-	-	2,316		2,316	231
Total income from continuing operations	229,151	9,414	-	-	-	-	238,565	2,988		241,553	124,615
Expenses											
Employee benefits and on-costs	49,105	-	-	-	-	-	49,105	-		49,105	12,589
Borrowing costs	6,822	-	-	-	-	-	6,822	-		6,822	1,423
Materials and services	75,063	95	-	-	-	-	75,158	1,782		76,940	15,531
Depreciation and amortisation	44,601	-	-	-	-	-	44,601	-		44,601	13,444
Other expenses	2,019	-	-	-	-	-	2,019	-		2,019	2,037
Revaluation decrement/impairment of IPPE	-	-	-	-	-	-	-	-		-	-
Total expenses from continuing operations	177,610	95	-	-	-	-	177,705	1,782		179,487	45,024
Net operating result from all operations	51,541	9,319	-	-	-	-	60,860	1,206		62,066	79,591
Net Operating Result before Capital Items	6,659	(95)	-	-	-	-	6,564	1,022		7,586	76,633

This statement forms part of Council's Quarterly Budget Review Statement (QBRS) for the quarter ended 30/09/24 and should be read in conjunction with the total QBRS report

[3]

9.12 Quarterly Budget Review Statement for the Quarter Ending 30 September 2024
Attachment 1 - Quarter 1 Budget Review Statement as at 30 September 2024 (Continued)

Queanbeyan-Palerang Regional Council

Quarterly Budget Review Statement
for the period 01/07/24 to 30/09/24

Income & expenses budget review statement

Budget review for the quarter ended 30 September 2024

Income & expenses - General Fund

(\$000's)	Original budget 2024/25	Approved Changes					Revised budget 2024/25	Variations for this Sep Qtr	Notes	Projected year end result	Actual YTD figures
		Carry forwards	Other than by QBRS	Sep QBRS	Dec QBRS	Mar QBRS					
Income											
Rates and annual charges	61,767	-					61,767	-		61,767	69,675
User charges and fees	19,716	-					19,716	40	GF - 1	19,756	3,196
Other revenues	2,841	-					2,841	-		2,841	373
Grants and contributions - operating	20,019	-					20,019	448	GF - 1	20,467	3,147
Grants and contributions - capital	40,193	9,264					49,457	105	GF - 1	49,562	2,831
Interest and investment revenue	2,010	-					2,010	-		2,010	1,263
Net gain from disposal of assets	-	-					-	2,315	GF - 1	2,315	231
Total income from continuing operations	146,546	9,264	-	-	-	-	155,810	2,908		158,718	80,715
Expenses											
Employee benefits and on-costs	41,520	-					41,520	-		41,520	11,172
Borrowing costs	6,003	-					6,003	-		6,003	1,219
Materials and services	28,451	95					28,546	1,754	GF - 2	30,300	13,647
Depreciation and amortisation	32,335	-					32,335	-		32,335	10,084
Other expenses	2,019	-					2,019	-		2,019	(1,124)
Revaluation decrement/impairment of IPPE	-	-					-	-		-	-
Total expenses from continuing operations	110,328	95	-	-	-	-	110,423	1,754		112,177	34,998
Net operating result from all operations	36,218	9,169	-	-	-	-	45,387	1,154		46,541	45,717
Net Operating Result before Capital Items	(3,975)	(95)	-	-	-	-	(4,070)	1,049		(3,021)	42,886

This statement forms part of Council's Quarterly Budget Review Statement (QBRS) for the quarter ended 30/09/24 and should be read in conjunction with the total QBRS report

|4|

9.12 Quarterly Budget Review Statement for the Quarter Ending 30 September 2024
Attachment 1 - Quarter 1 Budget Review Statement as at 30 September 2024 (Continued)

Queanbeyan-Palerang Regional Council

Quarterly Budget Review Statement
for the period 01/07/24 to 30/09/24

Income & expenses budget review statement - General Fund
Recommended changes to revised budget

Budget Variations being recommended include the following material items:

Notes Details

	GF-1		GF-2		Capital Works	Cash	Reserve Movements		Impact on unrestricted cash
	Income Statement		Income Statement				Transfer to reserve	Transfer from reserve	
	Operating income	Operating expenses			Capital Expenses	Proceeds from asset sales			
User Fees and Charges									
EV charging fees and corresponding expenditure	40,000	40,000							-
Operating Grants									
The council is expected to receive new grants for the following :									
Ongoing projects for floodplain management for Queanbeyan, Captains Flat, and Braidwood	256,000	426,000					-	50,000	- 120,000
Ellerton Drive noise assessment	100,000	100,000							-
Regional Drought Resilience Planning Grant	40,000	40,000							-
Local Government Procurement grant for the purchase of Ezescan software	25,000	28,000							- 3,000
Other minor grants	26,000	26,000							-
Capital Grants									
Jerrabomberra Traffic Campaign grant budget has been amended to include further grant funding expected in this financial year	100,000				100,000				-
Other minor budget adjustments	4,662				4,662				-
Net gain from disposal of assets									
Sale of land and buildings (Rutledge & Crawford St) settled 7 November 2024. Net sales proceeds of \$8.4m includes selling costs such as commission and legal costs. The book value of the land and buildings has been included as the cost of sales (\$6.0m).	1,815,992					8,064,696			8,064,696
Net gain on the sale of council's plant and fleet assets	500,000				500,000				-
Material & Services									
Due to the delays in obtaining approvals for the Queanbeyan Sewer Treatment Plant; the General Fund will not receive the income for project management for this project.		843,596							- 843,596
Regional Sports Complex adjustment to reflect costs that cannot be capitalised		0							
Renovation of Freebody Oval - Council Resolution #372/24		125,000							-125,000
Other minor budget adjustments		125,774							-125,774
Total	2,907,654	1,754,370			604,662	8,064,696	-	- 50,000	6,847,326

This statement forms part of Council's Quarterly Budget Review Statement (QBRS) for the quarter ended 30/09/24 and should be read in conjunction with the total QBRS report

[5]

Queanbeyan-Palerang Regional Council

Quarterly Budget Review Statement
for the period 01/07/24 to 30/09/24

Income & expenses budget review statement

Budget review for the quarter ended 30 September 2024

Income & expenses - Waste

(\$000's)	Original budget 2024/25	Approved Changes					Revised budget 2024/25	Variations for this Sep Qtr	Notes	Projected year end result	Actual YTD figures
		Carry forwards	Other than by QBRs	Sep QBRs	Dec QBRs	Mar QBRs					
Income											
Rates and annual charges	15,004					15,004	-		15,004	7,233	
User charges and fees	1,393					1,393	-		1,393	341	
Other revenues	155					155	-		155		
Grants and contributions - operating						-	-		-		
Grants and contributions - capital						-	-		-		
Interest and investment revenue	919					919	-		919	191	
Net gain from disposal of assets						-	-		-		
Total income from continuing operations	17,471	-	-	-	-	17,471	-		17,471	7,765	
Expenses											
Employee benefits and on-costs	2,875					2,875	-		2,875	233	
Borrowing costs	317					317	-		317	48	
Materials and services	12,428					12,428	-		12,428	426	
Depreciation and amortisation	396					396	-		396	225	
Other expenses						-	-		-	585	
Revaluation decrement/impairment of IPPE						-	-		-		
Total expenses from continuing operations	16,016	-	-	-	-	16,016	-		16,016	1,517	
Net operating result from all operations	1,455	-	-	-	-	1,455	-		1,455	6,248	
Net Operating Result before Capital Items	1,455	-	-	-	-	1,455	-		1,455	6,248	

This statement forms part of Council's Quarterly Budget Review Statement (QBRs) for the quarter ended 30/09/24 and should be read in conjunction with the total QBRs report

Queanbeyan-Palerang Regional Council

Quarterly Budget Review Statement
 for the period 01/07/24 to 30/09/24

Income & expenses budget review statement - General Fund (inc Waste)
Recommended changes to revised budget

Budget Variations being recommended include the following material items:

Notes Details

Income Statement		Capital Works	Cash	Reserve Movements		Impact on unrestricted cash
Operating income	Operating expenses	Capital Expenses	Proceeds from asset sales	Transfer to reserve	Transfer from reserve	

No Budget Adjustment for the September Quarter

Total	0	0	0	0	0	0	0
--------------	----------	----------	----------	----------	----------	----------	----------

Queanbeyan-Palerang Regional Council

Quarterly Budget Review Statement
for the period 01/07/24 to 30/09/24

Income & expenses budget review statement

Budget review for the quarter ended 30 September 2024

Income & expenses - Water Fund

(\$000's)	Original budget 2024/25	Approved Changes					Revised budget 2024/25	Variations for this Sep Qtr	Notes	Projected year end result	Actual YTD figures
		Carry forwards	Other than by QBRs	Sep QBRs	Dec QBRs	Mar QBRs					
Income											
Rates and annual charges	9,769	-				9,769			9,769	9,398	
User charges and fees	18,934	-				18,934			18,934	(188)	
Other revenues	-	-				-			-		
Grants and contributions - operating	-	-				-			-		
Grants and contributions - capital	1,154	-				1,154			1,154	52	
Interest and investment revenue	1,467	-				1,467			1,467	1,084	
Net gain from disposal of assets	-	-				-			-		
Total income from continuing operations	31,324	-	-	-	-	31,324	-		31,324	10,346	
Expenses											
Employee benefits and on-costs	1,257	-				1,257			1,257	417	
Borrowing costs	195	-				195			195	41	
Materials and services	20,758	-				20,758	14	WF-1	20,772	669	
Depreciation and amortisation	4,559	-				4,559			4,559	1,188	
Other expenses	-	-				-			-	1,240	
Total expenses from continuing operations	26,769	-	-	-	-	26,769	14		26,783	3,555	
Net operating result from all operations	4,555	-	-	-	-	4,555	(14)		4,541	6,791	
Net Operating Result before Capital Items	3,401	-	-	-	-	3,401	(14)		3,387	6,739	

This statement forms part of Council's Quarterly Budget Review Statement (QBRs) for the quarter ended 30/09/24 and should be read in conjunction with the total QBRs report

|8|

9.12 Quarterly Budget Review Statement for the Quarter Ending 30 September 2024
Attachment 1 - Quarter 1 Budget Review Statement as at 30 September 2024 (Continued)

Queanbeyan-Palerang Regional Council

Quarterly Budget Review Statement
 for the period 01/07/24 to 30/09/24

Budget review statement - Water Fund
Recommended changes to revised budget

Budget Variations being recommended include the following material items:

Notes	Details	Income Statement		Capital Works	Cash	Reserve Movements		
		Operating income	Operating expenses	Capital Expenses	Proceeds from asset sales	Transfer to reserve	Transfer from reserve	
WF- 1	Ongoing work associated with Integrated Water Cycle Management plan development and review							13,897
								13,897

This statement forms part of Council's Quarterly Budget Review Statement (QBRS) for the quarter ended 30/09/24 and should be read in conjunction with the total QBRS report

Queanbeyan-Palerang Regional Council

Quarterly Budget Review Statement
for the period 01/07/24 to 30/09/24

Income & expenses budget review statement

Budget review for the quarter ended 30 September 2024

Income & expenses - Sewer Fund

(\$000's)	Original budget 2024/25	Approved Changes					Revised budget 2024/25	Variations for this Sep Qtr	Notes	Projected year end result	Actual YTD figures
		Carry forwards	Other than by QBRs	Sep QBRs	Dec QBRs	Mar QBRs					
Income											
Rates and annual charges	24,578	-					-		24,578	23,994	
User charges and fees	2,440	-					-		2,440	(161)	
Other revenues		-					-		-		
Grants and contributions - operating	23	-					-		23		
Grants and contributions - capital	3,535	150					79	SF-1	3,764	75	
Interest and investment revenue	3,234	-					-		3,234	1,880	
Net gain from disposal of assets		-					-		-		
Total income from continuing operations	33,810	150	-	-	-	-	79		34,039	25,788	
Expenses											
Employee benefits and on-costs	3,453	-					-		3,453	767	
Borrowing costs	307	-					-		307	114	
Materials and services	13,426	-					14	SF-2	13,440	789	
Depreciation and amortisation	7,311	-					-		7,311	1,948	
Other expenses		-					-		-	1,336	
Total expenses from continuing operations	24,497	-	-	-	-	-	14		24,511	4,954	
Net operating result from all operations	9,313	150	-	-	-	-	65		9,528	20,834	
Net Operating Result before Capital Items	5,778	-	-	-	-	-	(14)		5,764	20,760	

This statement forms part of Council's Quarterly Budget Review Statement (QBRs) for the quarter ended 30/09/24 and should be read in conjunction with the total QBRs report

|10|

9.12 Quarterly Budget Review Statement for the Quarter Ending 30 September 2024
Attachment 1 - Quarter 1 Budget Review Statement as at 30 September 2024 (Continued)

Queanbeyan-Palerang Regional Council

Quarterly Budget Review Statement
for the period 01/07/24 to 30/09/24

Budget review statement - Sewer Fund
Recommended changes to revised budget

Budget Variations being recommended include the following material items:

Notes	Details	Income Statement		Capital Works		Cash	Reserve Movements	
		Operating income	Operating expenses	Capital Expenses	Project Management Charge	Proceeds from asset sales	Transfer to reserve	Transfer from reserve
SF-1	Completion of private works. Contribution received towards sewer extension and corresponding expenditure. Additional funding required from the Sewer reserve to complete these works.	79,210		86,654	3,465			10,909
SF-2	Ongoing work associated with the Pricing and S64 policy review and development		13,897					13,897

This statement forms part of Council's Quarterly Budget Review Statement (QBRS) for the quarter ended 30/09/24 and should be read in conjunction with the total QBRS report

Queanbeyan-Palerang Regional Council

Quarterly Budget Review Statement
for the period 01/07/24 to 30/09/24

Capital budget review statement

Budget review for the quarter ended 30 September 2024

Capital budget - Council Consolidated

(\$000's)	Original budget 2024/25	Approved changes					Revised budget 2024/25	Variations for this Sep Qtr	Notes	Projected year end result	Actual YTD figures
		Carry forwards	Other than by QBRS	Sep QBRS	Dec QBRS	Mar QBRS					
Capital expenditure											
New assets											
- Plant & equipment		17				17	44	CB - 1	61	-	
- Land & buildings	5,825	2,746				8,571	(3)	CB - 1	8,568	(30)	
- Roads, Bridges & Footpaths	7,141	1,382				8,523	281	CB - 1	8,804	176	
- Drainage	468					468	-		468	3	
- Other	1,700	614				2,314	-		2,314	78	
- Water Network	16,364	1,830				18,194	-		18,194	25	
- Sewer Network	15,841	940				16,781	(14,772)	CB - 2	2,009	332	
Renewal assets (replacement)											
- Plant & equipment	4,270	27				4,297	-		4,297	556	
- Land & buildings	3,974	1,661				5,635	13	CB - 1	5,648	672	
- Roads, bridges, footpaths	23,256	12,574				35,830	658	CB - 1	36,488	2,669	
- Drainage	1,400					1,400	-		1,400	-	
- Other	3,450	264				3,714	-		3,714	145	
- Water Network	5,351	438				5,789	-		5,789	107	
- Sewer Network	13,062	319				13,381	(9,908)	CB - 2	3,473	144	
Total capital expenditure	102,102	22,812	-	-	-	-	124,914	(23,687)		101,227	4,877
Capital funding											
Fees & other untied funding	548	-				548	(302)		246	222	
Grants & contributions	23,169	9,414				32,583	218		32,801	248	
Reserves:											
- External restrictions/reserves	56,678	11,805				68,483	(20,679)		43,994	2,423	
- Internal restrictions/reserves	10,991	1,593				12,584	(2,119)		10,465	1,632	
New loans						-	-		-	-	
Receipts from sale of assets											
- Plant & equipment	500					500	-		500	352	
- Land & buildings											
Total capital funding	91,886	22,812	-	-	-	-	114,698	(22,882)		88,006	4,877
Net capital funding - surplus/(deficit) from General Revenue	(10,216)	-	-	-	-	-	(10,216)	805		(13,221)	0

This statement forms part of Council's Quarterly Budget Review Statement (QBRS) for the quarter ended 30/09/24 and should be read in conjunction with the total QBRS report

[12]

9.12 Quarterly Budget Review Statement for the Quarter Ending 30 September 2024
Attachment 1 - Quarter 1 Budget Review Statement as at 30 September 2024 (Continued)

Queanbeyan-Palerang Regional Council

Quarterly Budget Review Statement
for the period 01/07/24 to 30/09/24

Capital budget review statement

Budget review for the quarter ended 30 September 2024

Capital budget - Council Consolidated

(\$'000's)

	Original budget 2024/25	Approved changes					Revised budget 2024/25	Variations for this Sep Qtr	Projected year end result	Actual YTD figures
		Carry forwards	Other than by QBRS	Sep QBRS	Dec QBRS	Mar QBRS				
Plant & Equipment										
Library Public PC Refresh	-	-				-	44	44	0	
Plant Replacement Program	4,000	-				4,000	-	4,000	429	
Total Plant & Equipment	4,000	-				4,000	44	4,044	429	
Office Equipment										
Computer Hardware Replacement Program	74	-				74	27	101	76	
Network Hardware Replacement Program	95	27				122	27	95	50	
Library Purchases Books and Non Books	100	-				100	-	100	0	
Drive Thru Libraries	-	17				17	-	17	0	
Total Office Equipment	270	44				314	0	314	127	
Land										
Braidwood Recreation Ground Construction	-	27				27	-	27	0	
Legal Matter: QPRC v DOE Compulsory Acquisition Compensation	113	-				113	-	113	0	
Total Land	113	27				140	-	140	-	
Depreciable Land Improvements										
Bungendore sports hub Stage 1	-	16				16	16	-	0	
Frogs Hollow Landscaping	-	181				181	-	181	71	
Total Depreciable Land Improvements	-	197				197	16	181	71	
Buildings										
Regional Sports Complex - Stage 1	-	-				-	-	-	-912	
Heritage Library Interior Refurbishment - Building	312	26				338	-	338	0	
Nellie Hamilton Centre	-	1,327				1,327	-	1,327	538	
Queanbeyan Museum - Refurbishment	25	-				25	-	25	0	
Jerrabomberra Community Centre Property Improvements	-	21				21	-	21	0	
The Q Performing Arts - Fire System	1,000	-				1,000	-	1,000	0	
BWD - Council Offices - Customer Area	40	-				40	-	40	0	
Construction of Googong Sub-Depot - Parks	-	47				47	-	47	0	
Braidwood Depot Washbay Construction	-	30				30	-	30	0	
BGD - Mulloon RFS Station – Design and Construction	-	326				326	-	326	102	
Braidwood Depot Security gates and repair to workshop	156	89				245	-	245	0	
Queanbeyan Aquatic Centre Upgrade Change Rooms	-	183				183	-	183	175	

This statement forms part of Council's Quarterly Budget Review Statement (QBRS) for the quarter ended 30/09/24 and should be read in conjunction with the total QBRS report

9.12 Quarterly Budget Review Statement for the Quarter Ending 30 September 2024
Attachment 1 - Quarter 1 Budget Review Statement as at 30 September 2024 (Continued)

Queanbeyan-Palerang Regional Council

Quarterly Budget Review Statement
for the period 01/07/24 to 30/09/24

Capital budget review statement

Budget review for the quarter ended 30 September 2024

Capital budget - Council Consolidated

(\$000's)	Original budget 2024/25	Approved changes				Revised budget 2024/25	Variations for this Sep Qtr	Projected year end result	Actual YTD figures
		Carry forwards	Other than by QBRs	Sep QBRs	Dec QBRs				
19-21 Gibraltar St Bungendore Office Construction	3,640	-	-	-	-	3,640	-	3,640	588
Captains Flat Community Hall fire effected	-	3	-	-	-	3	-	3	0
Queanbeyan Archery Club	-	-	-	-	-	-	19	19	0
Braidwood Showground Toilet Block/Yard Works	-	7	-	-	-	7	-	7	10
Generator Connection Points	-	8	-	-	-	8	-	8	0
Captains Flat Pool leak rectification	-	599	-	-	-	599	-	599	0
Lead Abatement for Foxlow Parklet	-	410	-	-	-	410	-	410	2
13 Gibraltar St - Temporary Relocation of Bungendore Office	140	-	-	-	-	140	-	140	0
Captain Flat Aquatic Centre - Energy Efficient Measures	26	-	-	-	-	26	-	26	0
Seiffert Oval Upgrade Amenities - Blues Club	624	-	-	-	-	624	-	624	0
Taylor Park Fencing	-	-	-	-	-	-	-	-	7
Women's Rugby Changeroom - Freebody Oval	2,340	187	-	-	-	2,527	7	2,534	1
Bungendore Sports Hub - Netball, Civil and Landscaping	1,000	921	-	-	-	1,921	-	1,921	59
Kitchen and Building Refurbishment - Senior Citizens QBN	50	-	-	-	-	50	-	50	0
Bicentennial Hall Kitchen Upgrade	50	-	-	-	-	50	-	50	0
Queanbeyan Showground Pavilion Fit out/ Toilets	250	-	-	-	-	250	-	250	0
Greenway 355 Committee - capital works	33	-	-	-	-	33	-	33	0
Total Buildings	9,686	4,184	-	-	-	13,870	26	13,896	570
Other Structures									
Security Project - Enhancements	374	-	-	-	-	374	-	374	24
FirstOtions Acknowledgement to Country	-	156	-	-	-	156	-	156	19
Braidwood Landfill reinstatement	468	-	-	-	-	468	-	468	36
General Capital expenses - Existing facilities	56	-	-	-	-	56	-	56	0
Memorial Park Development	-	353	-	-	-	353	-	353	52
Reclaim Dam Site Lanyon Drive Cemetery	-	29	-	-	-	29	-	29	7
Total Other Structures	899	538	-	-	-	1,437	-	1,437	138
Roads									
Old Cooma Road Stage 2 - Googong Rd - ELP	-	68	-	-	-	68	-	68	0
Ellerton Drive Extension	-	450	-	-	-	450	-	450	0
Monaro St (Lowe to Crawford)	728	-	-	-	-	728	-	728	22
Local Roads Renewal	3,202	425	-	-	-	3,627	232	3,395	20
Local Road - Resheeting Program	513	-	-	-	-	513	83	429	4
Road to Recovery Budget	1,589	-	-	-	-	1,589	1,523	66	0
Blackspot-Crawford,Antill & Erin Intersection Safety Up	-	-	-	-	-	-	-	-	32
Rehab Tarago Road Between Mt Fairy and Goulburn	-	-	-	-	-	-	-	-	4
Local Roads Rehabilitation	1,599	-	-	-	-	1,599	-	1,599	0
Ellendon Street Stabilisation -King St toTrucking Yard I	-	170	-	-	-	170	-	170	0
Norton Road - Stabilise	-	-	-	-	-	-	-	-	159
Foster St Queanbeyan - Stabilise	-	-	-	-	-	-	-	-	85
Hoskinstown Rd	-	41	-	-	-	41	2	43	0
Burra Rd	-	26	-	-	-	26	2	28	0
Oallen Road - Rehabilitation -	-	-	-	-	-	-	-	-	111

This statement forms part of Council's Quarterly Budget Review Statement (QBRs) for the quarter ended 30/09/24 and should be read in conjunction with the total QBRs report

9.12 Quarterly Budget Review Statement for the Quarter Ending 30 September 2024
Attachment 1 - Quarter 1 Budget Review Statement as at 30 September 2024 (Continued)

Queanbeyan-Palerang Regional Council

Capital budget review statement

Budget review for the quarter ended 30 September 2024

Capital budget - Council Consolidated

Quarterly Budget Review Statement
for the period 01/07/24 to 30/09/24

(\$000's)	Original budget 2024/25	Approved changes				Revised budget 2024/25	Variations for this Sep Qtr	Projected year end result	Actual YTD figures
		Carry forwards	Other than by QBRs	Sep QBRs	Dec QBRs				
Agnes Ave, QBN - Surveyor to Early St	-	160	-	-	-	160	6	166	0
Burra Rd Burra - London Bridge to Candy Rd	-	165	-	-	-	165	6	171	0
Burra Rd Burra - Plummers to Burra Creek Bridge	-	-	-	-	-	-	-	-	65
Cassidy Street QBN - Gilmore PL to Adams St	-	69	-	-	-	69	3	72	0
Fergus Road QBN - McIntosh to Christopher Cr	-	-	-	-	-	-	29	29	0
Fergus Road QBN - Christopher Cr to Ross Rd	-	-	-	-	-	-	40	40	0
George Street QBN - Campbell to Stornaway Rd	-	122	-	-	-	122	5	127	0
Kendall Avenue QBN - Lorn to Stephen Rd	-	100	-	-	-	100	4	104	0
Kendall Avenue QBN - Stephen Rd to Canberra Ave	-	42	-	-	-	42	2	44	0
Morisset Street QBN - Crawford to Lowe St	-	80	-	-	-	80	4	84	86
Munro Road QBN - Ross to Spindelove St	-	91	-	-	-	91	4	95	0
Uriarra Road QBN - Kendall to Railway	-	58	-	-	-	58	2	60	0
Wycombe Street QBN - Corner near Southern Trucks	-	28	-	-	-	28	2	30	0
Wycombe Street QBN - Corner near Bass St	-	76	-	-	-	76	3	79	59
Wycombe Street QBN - Barber to Bass St	-	56	-	-	-	56	2	58	61
Hoskinstown Road - From Trucking Yard Lane	-	-	-	-	-	-	5	5	0
Reidsdale Road - Araluen to Monga Lane	-	460	-	-	-	460	18	478	0
MORRISETT STREET (Crawford St to Lowe St) 50mm AC pavement r	-	-	-	-	-	-	-	-	0
Hoskinstown Road R2R 24-25 (Ch4900 toCh6000at TrackYardLane)	-	-	-	-	-	-	503	503	0
Burra Road R2R 24-25 (Lagoon Rd to Williamsdale Rd)	-	-	-	-	-	-	736	736	0
Ellendon St R2R 24-25(Ch1100 toCh1780 where Ch 0at Kings Hw)	-	-	-	-	-	-	284	284	0
Little Bombay Road- Culvert & Approach Remediation Project	-	-	-	-	-	-	109	109	8
DM00564 Cooma Road Culvert at Laurieville - Co Contibution P	-	-	-	-	-	-	26	26	0
DM00527 Cooma Road Culvert Misaligned- Co Contibution P	-	-	-	-	-	-	172	172	0
MR92 - Nerriga Rd - Capital	-	-	-	-	-	-	-	-	0
MR92 Section 2 - Construct & Seal - Stewarts Crossing Proj	-	-	-	-	-	-	-	-	3
MR92 Section 3 - Construct & Seal - Ningeenimble Project	-	-	-	-	-	-	-	-	41
BWD-MR92 Section 4-Reconstruct widen & seal-Durran Durra PJ	-	14	-	-	-	14	-	14	0
BGD - Roundabout on Malbon St	-	10	-	-	-	10	-	10	0
Captains Flat Road Reconstruction	-	43	-	-	-	43	-	43	0
Regional Road Block Grant - Capital	453	-	-	-	-	453	-	453	0
Captains Flat Road - Stabilise and Drainage	1,680	-	-	-	-	1,680	-	1,680	0
Cooma Road - Stabilise	1,500	-	-	-	-	1,500	-	1,500	0
Nerriga Rd RLRRP \$7M (\$2.67M) - Stabilise	1,050	-	-	-	-	1,050	-	1,050	6
Tarrago Rd Upgrade \$3M Political Com	500	-	-	-	-	500	-	500	7
Nerriga Rd Upgrade \$10M Pol Com (ass PJ 102064)	4,000	-	-	-	-	4,000	-	4,000	0
Bus Shelter Installation Round 1	-	128	-	-	-	128	5	133	12
Williamsdale Rd Extend Seal	-	-	-	-	-	-	-	-	271

This statement forms part of Council's Quarterly Budget Review Statement (QBRs) for the quarter ended 30/09/24 and should be read in conjunction with the total QBRs report

9.12 Quarterly Budget Review Statement for the Quarter Ending 30 September 2024
Attachment 1 - Quarter 1 Budget Review Statement as at 30 September 2024 (Continued)

Queanbeyan-Palerang Regional Council

Quarterly Budget Review Statement
for the period 01/07/24 to 30/09/24

Capital budget review statement

Budget review for the quarter ended 30 September 2024

Capital budget - Council Consolidated

(\$000's)	Original budget 2024/25	Approved changes				Revised budget 2024/25	Variations for this Sep Qtr	Projected year end result	Actual YTD figures
		Carry forwards	Other than by QBRs	Sep QBRs	Dec QBRs				
Halfway Creek Road	-	-	-	-	-	-	-	19	
Learn-to-Ride Facility -South JerraTown Park	-	170	-	-	170	-	170	93	
Queanbeyan - Southbar Road T Intersection	-	12	-	-	12	3	15	0	
Old Cooma Road - Stage 3	250	-	-	-	250	-	250	1	
Pedestrian Access & Mobility Plan	416	-	-	-	416	-	416	0	
Purchase part of Lot 2 DP 1276285 (McCusker Drive BGD)	-	15	-	-	15	-	15	0	
Macs Reef Road & Bungendore Road Intersection Safety	926	-	-	-	926	-	926	10	
Jerrabomberra Traffic Campaign	436	-	-	-	436	64	500	29	
Total Roads	18,842	3,080	-	-	-	21,922	203	22,125	1,211
Stormwater									
Bungendore Overflow Channel	468	-	-	-	468	-	468	3	
Braidwood Drainage Design	150	-	-	-	150	-	150	0	
Braidwood Sportsground Drainage	50	-	-	-	50	-	50	0	
Bungendore Sportground Drainage	200	-	-	-	200	-	200	0	
Stormwater Renewal	1,000	-	-	-	1,000	-	1,000	0	
Total Stormwater	1,868	-	-	-	1,868	-	1,868	3	
Network Water									
QBN - Water Telemetry - Radio Up/Gs	156	-	-	-	156	-	156	0	
Water Refill Station for Captains Flat	10	-	-	-	10	-	10	0	
North Eimslea Reservoir	-	218	-	-	218	-	218	0	
Shoalhaven Pump station and rising main	104	-	-	-	104	-	104	0	
Water Services Connections – Palerang	56	-	-	-	56	-	56	22	
Water Connections – Queanbeyan	148	-	-	-	148	-	148	0	
Palerang Water Meter Replacement Program	416	-	-	-	416	-	416	46	
Bungendore Reservoir Renewal Work	364	91	-	-	455	-	455	0	
QBN - Mains	312	-	-	-	312	-	312	0	
Q2B Bulk Water Pipeline - Survey, Investigation, Design	-	1,521	-	-	1,521	-	1,521	25	
Queanbeyan Water Meter Replacement Program	520	-	-	-	520	-	520	0	
Jerrabomberra Reservoir No 2	15,990	-	-	-	15,990	-	15,990	0	
Cooma St - Water Main Replacement - Kenneth Place	3,640	438	-	-	4,078	-	4,078	39	
Total Network Water	21,715	2,268	-	-	23,984	-	23,984	132	
Network Waste Water									
QBN - Sewage Treatment Plant Upgrade	26,357	797	-	-	27,154	24,770	2,384	251	
QBN - Sewer Mains Rehabilitation	312	-	-	-	312	-	312	0	
Sewer Connections – Palerang	21	-	-	-	21	-	21	0	
Sewer Connections – Queanbeyan	21	-	-	-	21	-	21	0	
QBN - Telemetry	156	-	-	-	156	-	156	0	
BGD - STP Stage 1	-	462	-	-	462	-	462	114	
QBN Sewer Pump stations	260	-	-	-	260	-	260	0	
QSTP pond embankment drainage filter	1,775	-	-	-	1,775	-	1,775	44	
Private works – sewer extension 34 Wallace St Ian Stewart	-	-	-	-	-	60	60	49	

This statement forms part of Council's Quarterly Budget Review Statement (QBRs) for the quarter ended 30/09/24 and should be read in conjunction with the total QBRs report

9.12 Quarterly Budget Review Statement for the Quarter Ending 30 September 2024
Attachment 1 - Quarter 1 Budget Review Statement as at 30 September 2024 (Continued)

Queanbeyan-Palerang Regional Council

Quarterly Budget Review Statement
for the period 01/07/24 to 30/09/24

Capital budget review statement

Budget review for the quarter ended 30 September 2024

Capital budget - Council Consolidated

(\$000's)	Original budget 2024/25	Approved changes				Revised budget 2024/25	Variations for this Sep Qtr	Projected year end result	Actual YTD figures
		Carry forwards	Other than by QBRs	Sep QBRs	Dec QBRs				
Private Works – sewer extension Wilson Street Bruce Condell	-	-	-	-	-	30	30	17	
Total Network Waste Water	28,903	1,259	-	-	-	- 24,679	5,482	475	
Bridges									
Mulloon Creek Causeway – Concrete box culvert installation	603	-	-	-	-	-	603	0	
Middle Curradux Causeway – Concrete causeway installation	79	-	-	-	-	-	79	1	
Third Curradux Causeway – Concrete & pipe culverts installation	235	-	-	-	-	-	235	1	
Cooma Road - Brick Kiln Bridge Replacement	-	-	-	-	-	-	-	-19	
Gidleigh Lane – Gidleigh Bridge Replacement	-	-	-	-	-	-	-	3	
Wallaces Gap Rd - Back Creek Bridge Replacement	-	150	-	-	-	6	156	624	
Bridge over Halfway Creek	-	-	-	-	-	-	-	1	
Bindi Brook Causeway	400	-	-	-	-	634	1,034	97	
Honeysuckle Creek Bridge Replacement Majors Creek	-	315	-	-	-	13	328	277	
Jembaicumbene Bridge 1 Replacement	-	1,408	-	-	-	-	1,408	2	
Jembaicumbene Bridge 2 Replacement	-	2,229	-	-	-	-	2,229	2	
Jembaicumbene Bridge 3 Replacement	-	918	-	-	-	-	918	2	
Jerrabattgulla Creek Bridge (Hereford Hall Rd)	-	853	-	-	-	-	853	2	
Tantulean Creek Bridge (Little River Road)	-	1,358	-	-	-	-	1,358	300	
Bedding Ground Creek Bridge (Reidsdale Road)	-	1,085	-	-	-	-	1,085	303	
Jerrabattgulla Creek Bridge(Jerrabattgulla Rd)	-	1,876	-	-	-	-	1,876	4	
Briars Sharrow Bridge Upgrade - P0089723 - TINSW	7,200	-	-	-	-	-	7,200	20	
Reschs Creek Bridge Upgrade - P0089724 TINSW	700	-	-	-	-	-	700	2	
Total Bridges	9,217	10,191	-	-	-	653	20,061	1,622	
Footpaths									
Elrington Street Footpath(Wilson St to Keder St)	-	14	-	-	-	-	14	0	
Lascelles St Footpath(Wallace St to Monkittee St)	-	13	-	-	-	-	13	0	
Accessible path and ramp at Braidwood Pool	-	105	-	-	-	83	188	3	
Providing Independent access BWD& QBN Aquatic Cen	-	111	-	-	-	-	111	0	
Shared path Wallace St Braidwood (Coronation Ave)	-	46	-	-	-	-	46	0	
Jerrabomberra Creek Park Pump Track	-	396	-	-	-	-	396	5	
Total Footpaths	-	685	-	-	-	83	768	8	
Other Road Assets									
BWD- Renewal - 88 Wallace St - Carpark	2,338	-	-	-	-	-	2,338	7	
Total Other Road Assets	2,338	-	-	-	-	-	2,338	7	
Swimming Pools									
Queanbeyan Aquatic Centre Renewal Works	-	81	-	-	-	-	81	71	
Bungendore Aquatic centre	4,252	258	-	-	-	-	4,510	12	
Total Swimming Pools	4,252	339	-	-	-	-	4,591	83	
Total capital expenditure	102,102	22,811	-	-	-	- 23,687	101,227	4,876	

This statement forms part of Council's Quarterly Budget Review Statement (QBRs) for the quarter ended 30/09/24 and should be read in conjunction with the total QBRs report

Queanbeyan-Palerang Regional Council

Quarterly Budget Review Statement
for the period 01/07/24 to 30/09/24

Capital budget review statement
Budget variance details

Notes	Details
CB - 1	Multiple minor budget adjustments have been required to amend the total budgets for projects that were carried forward from 2023-24 financial year. These adjustments are due to timing issues between forecasting the carry forward amount and the actual carry forward amount as determined after the final audit was completed.
CB - 2	The Queanbeyan Sewer Treatment plant project has experienced delays in obtaining approvals that have pushed the planned construction commencement from FY24-25 to FY25-26. Further information on this project can be found in the council report presented to the 13 November 2024 council meeting, resolution 506/24. Private works to be undertaken requiring a budget, offset by contributions and a small amount of funding from the sewer reserve.

Queanbeyan-Palerang Regional Council

Quarterly Budget Review Statement
for the period 01/07/24 to 30/09/24

Cashflow Statement

Budget review for the quarter ended 30 September 2024

Income & expenses - Council Consolidated

(\$000's)	Original budget 2024/25	Approved Changes					Revised budget 2024/25	Variations for this Sep Qtr	Notes	Projected year end result
		Carry forwards	Other than by QBRS	Sep QBRS	Dec QBRS	Mar QBRS				
Cash flows from operating activities										
Receipts:										
Rates and annual charges	111,118	-	-	-	-	-	111,118	-		111,118
User charges and fees	42,483	-	-	-	-	-	42,483	40		42,523
Other revenues	2,996	-	-	-	-	-	2,996	-		2,996
Grants and contributions - operating	20,042	-	-	-	-	-	20,042	448		20,490
Grants and contributions - capital	29,529	9,414	-	-	-	-	38,943	184		39,127
Interest and investment revenue	7,630	-	-	-	-	-	7,630	-		7,630
Payments:										
Employee benefits and on-costs	(49,105)	-	-	-	-	-	(49,105)	-		(49,105)
Borrowing costs	(6,822)	-	-	-	-	-	(6,822)	-		(6,822)
Materials and services	(75,063)	(95)	-	-	-	-	(75,158)	(1,782)		(76,940)
Other expenses	(2,019)	-	-	-	-	-	(2,019)	-		(2,019)
Net cash flows from operating activities	80,789	9,319	-	-	-	-	90,108	(1,110)		88,998
Cash flows from investing activities										
Proceeds from sale of assets	500	-	-	-	-	-	500	8,065		8,565
Purchase of Infrastructure, property, plant & equipment	(102,102)	(22,812)	-	-	-	-	(124,914)	23,687		(101,227)
Net cash flows from investing activities	(101,602)	(22,812)	-	-	-	-	(124,414)	31,752		(92,662)
Cash flows from financing activities										
Proceeds from borrowings	-	-	-	-	-	-	-	-		-
Repayment of borrowings	(10,641)	-	-	-	-	-	(10,641)	-		(10,641)
Net cash flows from financing activities	(10,641)	-	-	-	-	-	(10,641)	-		(10,641)
Net change in cash and cash equivalents	(31,454)	(13,493)	-	-	-	-	(44,947)	30,642		(14,305)
Cash at beginning of the year	272,301	-	-	-	-	-	272,301	-		272,301
Cash at the end of the year	240,847	227,354	-	-	-	-	227,354	257,996		257,996

This statement forms part of Council's Quarterly Budget Review Statement (QBRS) for the quarter ended 30/09/24 and should be read in conjunction with the total QBRS report

|19|

9.12 Quarterly Budget Review Statement for the Quarter Ending 30 September 2024
Attachment 1 - Quarter 1 Budget Review Statement as at 30 September 2024 (Continued)

Queanbeyan-Palerang Regional Council

Quarterly Budget Review Statement
for the period 01/07/24 to 30/09/24

Cash & investments budget review statement

Budget review for the quarter ended 30 September 2024

Cash & investments - Council Consolidated

(\$000's)	Opening Balance 2024/25	Original Budget Movement	Approved changes					Revised Budget Movement	Variations for this Sep Qtr		Notes	Projected year end result	Actual YTD figures
			Carry forwards	Other than by QBRS	Sep QBRS	Dec QBRS	Mar QBRS		Sep	Qtr			
Externally restricted ⁽¹⁾													
Water Fund	46,887	(14,418)	(529)				(14,947)	-			31,940	48,449	
Sewer Fund	81,687	(11,560)	(200)				(11,760)	21,588	CF - 1		91,515	88,322	
Domestic Waste Management Fund	10,849	(38)					(38)	-			10,811	12,494	
Stormwater Management Fund	1,165	(621)					(621)	-			544	1,700	
Sec 7.11 Developer Contributions	45,503	5,632	(208)				5,424	-			50,927	46,671	
Sec 64 water network infrastructure	13,456	900	(1,739)				(839)	-			12,617	13,358	
Sec 64 sewer network infrastructure	13,971	(2,764)	(908)				(3,672)	2,206	CF - 1		12,505	13,872	
Unexpended grants:													
General fund	28,400	(3,182)	(7,364)				(10,546)	(1,686)	CF - 2		16,168	30,052	
Unexpended loans	1,319		(952)				(952)				367	741	
Other	782						-				782	782	
Total externally restricted	244,019	(26,051)	(11,900)	-	-	-	(37,951)	22,108			228,176	256,441	

(1) Funds that must be spent for a specific purpose

9.12 Quarterly Budget Review Statement for the Quarter Ending 30 September 2024
Attachment 1 - Quarter 1 Budget Review Statement as at 30 September 2024 (Continued)

Queanbeyan-Palerang Regional Council

Quarterly Budget Review Statement
for the period 01/07/24 to 30/09/24

Cash & investments budget review statement

Budget review for the quarter ended 30 September 2024

Cash & investments - Council Consolidated

(\$000's)	Opening Balance 2024/25	Original Budget Movement	Approved changes					Revised Budget Movement	Variations for this Sep Qtr	Notes	Projected year end result	Actual YTD figures
			Carry forwards	Other than by QBRS	Sep QBRS	Dec QBRS	Mar QBRS					
Internally restricted ⁽²⁾												
Infrastructure replacement	3,243	(144)	(1,593)				(1,737)	19	CF - 2	1,525	2,697	
Employee Leave entitlement	820						-	500	CF - 3	1,320	1,320	
Business waste management	7,170	966					966	-		8,136	8,527	
Work, Health & Safety	272						-	-		272	272	
Heritage grant program	244						-	-		244	244	
Deposits, retentions and bonds	196						-	-		196	3,392	
Plant & vehicle replacement	2,975	(427)					(427)	-		2,548	2,820	
Property reserve	609						-	-		609	603	
Elections	402	(402)					(402)	-		-	402	
Revolving energy	121	(26)					(26)	50	CF - 3	145	121	
Financial Assistance Grant in advance	2,658	(199)					(199)	4,235	CF - 4	6,694	2,004	
Department of Education Compensation	6,572	(3,095)					(3,095)	(360)	CF - 2	3,117	5,925	
Total internally restricted	25,282	(3,327)	(1,593)	-	-	-	(4,920)	4,444		24,806	28,327	
(2) Funds that Council has earmarked for a specific purpose												
Unrestricted (ie. available after the above Restrictions)	3,001	(2,076)	-	-	-	-	925	4,090		5,014	6,774	
Total Cash & investments	272,302	(31,454)	(13,493)				227,355	30,642		257,996	291,542	

Note:

Budget variation explanations can be found within the variation details for each fund on pages 6, 13 and 15

Queanbeyan-Palerang Regional Council

Quarterly Budget Review Statement
for the period 01/07/24 to 30/09/24

Cash & investments budget review statement

Comment on cash & investments position

Council's cash and investments have been reconciled to reserve movements. Proposed balance of reserves as at 30 June 2025 is forecasting unrestricted cash of approximately \$5m.

Investments

Investments have been invested in accordance with Council's Investment Policy.

Cash

The Cash at Bank figure included in the Cash & Investment Statement totals \$291,542,431

This Cash at Bank amount has been reconciled to Council's physical Bank Statements.
The date of completion of this bank reconciliation is 30/09/2024

Recommended changes to revised budget

Budget variations being recommended include the following material items:

Notes Details

CF - 1 The Queanbeyan Sewer Treatment plant project timeline has been extended
Other minor adjustments to budgets funded from the Sewer Fund

CF - 2 Budget adjustments to reflect the funding sources for projects due to timing issues between
the forecast budget and actual remaining budget as at the end of 23/24 FY

CF - 3 Recommendation to increase internal reserve balances

CF - 4 Recommendation to include a transfer to reserve for the Financial Assistance Grant received
in advance

This statement forms part of Council's Quarterly Budget Review Statement (QBRS) for the quarter ended 30/09/24 and should be read in conjunction with the total QBRS report [32](#)

Queanbeyan-Palerang Regional Council

Quarterly Budget Review Statement
for the period 01/07/24 to 30/09/24

Key performance indicators budget review statement - Industry KPI's (OLG)

Budget review for the quarter ended 30 September 2024

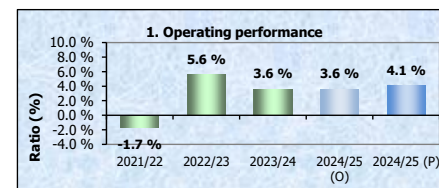
(\$000's)	Current projection		Original budget 24/25	Actuals prior periods	
	Amounts	Indicator		23/24	22/23
	24/25	24/25			

NSW local government industry key performance indicators (OLG):

1. Operating performance

Operating revenue (excl. capital) - operating expenses	7,586	4.1 %	3.6 %	3.6 %	5.6 %
Operating revenue (excl. capital grants & contributions)	187,073				

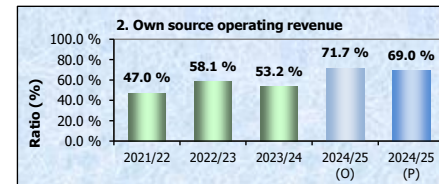
This ratio measures Council's achievement of containing operating expenditure within operating revenue.



2. Own source operating revenue

Operating revenue (excl. ALL grants & contributions)	166,583	69.0 %	71.7 %	53.2 %	58.1 %
Total Operating revenue (incl. capital grants & cont)	241,553				

This ratio measures fiscal flexibility. It is the degree of reliance on external funding sources such as operating grants & contributions.

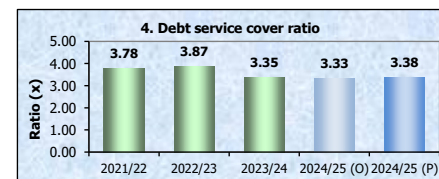


NSW local government industry key performance indicators (OLG):

4. Debt service cover ratio

Operating result before interest & dep. exp (EBITDA)	59,009	3.38	3.33	3.35	3.87
Principal repayments + borrowing interest costs	17,463				

This ratio measures the availability of operating cash to service debt including interest, principal and lease payments.



Queanbeyan-Palerang Regional Council

Quarterly Budget Review Statement
 for the period 01/07/24 to 30/09/24

Contracts budget review statement

Budget review for the quarter ended 30 September 2024

Part A - Contracts listing - contracts entered into during the quarter

Contractor	Contract detail & purpose	Contract value	Start date	Duration of contract	Budgeted (Y/N)	Notes
The Trustee for Talis Unit Trust t/a Talis Consultants	Assessment of Transportation Assets FY24/25	\$ 298,850.00	02/08/2024	6 Months	Y	
WSP Australia Pty Ltd	Monaro Street Upgrade Detailed Design	\$ 589,159.00	01/07/2024	2 Years	Y	
Campanion Education (Aust) Pty Ltd t/a The Book House	Supply of Library Books and Non-Books FY24/25	\$ 58,000.00	31/07/2024	12 Months	Y	
Rhelm Pty Ltd	Business Case and Grant Writing Services - Queanbeyan-Bungendore Water Transfer System	\$ 129,120.00	22/07/2024	4 Months	Y	
Robert Carr & Associates Pty Ltd	Ellerton Drive - Noise Assessment 2024	\$ 94,379.55	24/07/2024	2 Months	Y	
GML HERITAGE PTY LTD	QSTP Archaeological Investigations	\$ 164,180.00	27/09/2024	7 Months	Y	

Notes:

1. Minimum reporting level is 1% of estimated income from continuing operations of Council or \$50,000 - whatever is the lesser.
2. Contracts listed are those entered into during the quarter being reported and exclude contractors on Council's Preferred Supplier list.
3. Contracts for employment are not required to be included.

Queanbeyan-Palerang Regional Council

Quarterly Budget Review Statement
for the period 01/07/24 to 30/09/24

Consultancy & legal expenses budget review statement

Consultancy & legal expenses overview

Expense	YTD expenditure (actual dollars)	Budgeted (Y/N)
Consultancies	18,524	Y
Legal Fees	186,025	Y

Definition of a consultant:

A consultant is a person or organisation engaged under contract on a temporary basis to provide recommendations or high level specialist or professional advice to assist decision making by management. Generally it is the advisory nature of the work that differentiates a consultant from other contractors.

This statement forms part of Council's Quarterly Budget Review Statement (QBRS) for the quarter ended 30/09/24 and should be read in conjunction with the total QBRS report[25]

9.12 Quarterly Budget Review Statement for the Quarter Ending 30 September 2024
Attachment 1 - Quarter 1 Budget Review Statement as at 30 September 2024 (Continued)

Queanbeyan-Palerang Regional Council

Quarterly Budget Review Statement
for the period 01/07/24 to 30/09/24

Loan Summary

Current loans

QBRs Borrowings - Quarter 1												
Drawdown	Lender	Term (Years)	Commencement Date	Termination Date	Interest Type	Interest Rate	Project Description	Project Loan Value	Balance at 30.6.2024	2024/25 Quarter 1		Balance at 30.9.2024
										Interest	Principal	
\$3,950,000	ANZ	20	30/03/2012	28/03/2032	Fixed	5.740%	Crawford St Lifestyle Precinct	\$3,950,000	\$2,002,229	\$29,598	\$71,510	\$1,930,719
\$1,670,000	ANZ	20	30/03/2012	28/03/2032	Fixed	5.740%	Queanbeyan Library Relocation	\$1,670,000	\$846,501	\$12,513	\$30,235	\$816,266
\$2,710,000	ANZ	20	30/03/2012	28/03/2032	Fixed	5.740%	Edwin Land Parkway	\$2,710,000	\$1,373,655	\$20,306	\$49,065	\$1,324,590
\$4,800,000	WBC	20	30/06/2014	30/06/2034	Fixed	5.903%	Queanbeyan CBD Improvements	\$4,800,000	\$3,083,730	\$45,508	\$57,116	\$3,026,614
\$500,000	NAB	10	26/06/2015	30/06/2025	Fixed	4.300%	Seiffert Oval Upgrade	\$500,000	\$60,178	\$666	\$14,789	\$45,389
\$3,720,000	WBC	25	04/03/2013	04/03/2038	Variable	5.651%	Braidwood Office	\$93,000	\$69,810	\$994	\$1,285	\$68,525
							Jembaicumbene Bridge	\$651,000	\$488,663	\$6,956	\$8,994	\$479,669
							Waste Strategy	\$465,000	\$349,045	\$4,969	\$6,424	\$342,621
							Water - Braidwood	\$651,000	\$488,663	\$6,956	\$8,994	\$479,669
							Sewer - Braidwood	\$930,000	\$698,088	\$9,937	\$12,848	\$685,240
							Sewer - Bungendore	\$930,000	\$698,088	\$9,937	\$12,848	\$685,240
\$7,300,000	ANZ	25	13/06/2012	13/06/2037	Fixed	6.290%	Bungendore CBD Drainage	\$200,000	\$127,619	\$3,959	\$5,105	\$122,514
							Waste Strategy	\$503,000	\$320,961	\$9,956	\$12,839	\$308,123
							Water - Braidwood	\$785,000	\$500,903	\$15,538	\$20,036	\$480,867
							Water - Bungendore	\$471,000	\$300,542	\$9,323	\$12,022	\$288,520
							Sewer - Braidwood	\$500,000	\$319,047	\$9,897	\$12,762	\$306,285
							Sewer - Bungendore	\$4,841,000	\$3,089,011	\$95,819	\$123,562	\$2,965,449
\$13,222,730	NAB	25	22/12/2014	22/06/2039	Fixed	5.610%	Bungendore Off Street Parking	\$706,375	\$495,911	\$0	\$0	\$495,911
							Bungendore CBD Drainage	\$136,014	\$95,489	\$0	\$0	\$95,489
							Land - Playing Fields	\$243,477	\$170,934	\$0	\$0	\$170,934
							Software IT	\$608,693	\$427,334	\$0	\$0	\$427,334
							Solar Array	\$45,579	\$31,999	\$0	\$0	\$31,999
							Kings Highway Culvert - South Bungendore	\$79,297	\$55,670	\$0	\$0	\$55,670
							Jembaicumbene Bridge	\$93,042	\$65,320	\$0	\$0	\$65,320
							Molonglo River Bridge	\$594,725	\$417,527	\$0	\$0	\$417,527
							Saleyards Improvements	\$58,435	\$41,024	\$0	\$0	\$41,024
							Waste Strategy	\$5,780,558	\$4,058,247	\$0	\$0	\$4,058,247
							Sewer Reticulation Braidwood	\$1,055,069	\$740,712	\$0	\$0	\$740,712
							Sewer Reticulation Bungendore	\$1,239,079	\$869,897	\$0	\$0	\$869,897
							Water Reticulation Braidwood	\$1,453,553	\$1,020,468	\$0	\$0	\$1,020,468
							Water Reticulation Bungendore	\$1,128,836	\$792,500	\$0	\$0	\$792,500
\$2,225,000	NAB	20	26/06/2015	26/06/2035	Fixed	5.130%	Braidwood Recreation Ground	\$100,000	\$67,233	\$860	\$1,116	\$66,116
							Braidwood Library Solar	\$25,000	\$16,808	\$215	\$279	\$16,529
							Waste Strategy	\$600,000	\$403,396	\$5,159	\$6,698	\$396,699
							Water Reservoir - Braidwood	\$1,500,000	\$1,008,491	\$12,898	\$16,744	\$991,747

This statement forms part of Council's Quarterly Budget Review Statement (QBRs) for the quarter ended 30/09/24 and should be read in conjunction with the total QBRs report

[26]

9.12 Quarterly Budget Review Statement for the Quarter Ending 30 September 2024
Attachment 1 - Quarter 1 Budget Review Statement as at 30 September 2024 (Continued)

Queanbeyan-Palerang Regional Council

Quarterly Budget Review Statement
for the period 01/07/24 to 30/09/24

Loan Summary

Current loans

QBRS Borrowings - Quarter 1												
Drawdown	Lender	Term (Years)	Commencement Date	Termination Date	Interest Type	Interest Rate	Project Description	Project Loan Value	Balance at 30.6.2024	2024/25 Quarter 1	Balance at 30.9.2024	
									Interest	Principal		
\$14,400,000	TCorp	20	11/01/2019	11/01/2039	Fixed	3.490%	South Bungendore Drainage	\$250,000	\$200,150	\$1,746	\$2,608	\$197,541
							Braidwood Waste Transfer Station	\$2,750,000	\$2,201,645	\$19,209	\$28,691	\$2,172,954
							Indoor Sports Centre Upgrade	\$2,250,000	\$1,801,346	\$15,717	\$23,474	\$1,777,872
							Royalla Land Cemetery	\$2,750,000	\$2,201,645	\$19,209	\$28,691	\$2,172,954
							Local Roads Renewal	\$5,400,000	\$4,323,230	\$37,720	\$56,338	\$4,266,892
							Burra S Bends	\$1,000,000	\$800,598	\$6,985	\$10,433	\$790,165
\$36,000,000	TCorp	20	11/01/2019	11/01/2029	Fixed	3.080%	Ellerton Drive Extension	\$36,000,000	\$18,478,063	\$142,281	\$906,856	\$17,571,207
\$1,634,000	TCorp	20	29/06/2020	29/06/2040	Fixed	2.280%	Local Roads	\$1,300,000	\$1,085,020	\$6,185	\$14,096	\$1,070,924
							QEII Park - Infrastructure/River Walk	\$334,000	\$278,767	\$1,589	\$3,622	\$275,145
\$7,263,000	TCorp	20	18/06/2021	18/06/2041	Fixed	2.550%	QCCP - Tranche 1	\$7,263,000	\$6,394,417	\$40,764	\$75,416	\$6,319,001
\$2,917,000	TCorp	20	18/06/2021	18/06/2041	Fixed	2.550%	Street Lighting	\$2,800,000	\$2,465,148	\$15,715	\$29,074	\$2,436,074
							Bicentennial Hall - RCF Stage 1 & 2	\$117,000	\$103,008	\$657	\$1,215	\$101,793
\$26,000,000	TCorp	20	06/05/2022	06/05/2042	Fixed	4.465%	QCCP - Tranche 2	\$26,000,000	\$24,311,957	\$271,382	\$221,742	\$24,090,216
\$1,023,000	TCorp	20	06/05/2022	06/05/2042	Fixed	4.465%	Carpark - Ellerton St Bungendore	\$1,023,000	\$956,582	\$10,678	\$8,725	\$947,857
\$10,000,000	TCorp	20	09/05/2022	09/05/2042	Fixed	4.465%	Regional Sports Complex - Stage 1	\$10,000,000	\$9,350,753	\$104,378	\$85,285	\$9,265,468
\$34,661,000	ANZ	20	23/12/2022	23/12/2042	Fixed	5.920%	QCCP - Tranche 3	\$34,661,000	\$32,061,422	\$473,209	\$433,263	\$31,628,159
\$5,000,000	ANZ	20	23/12/2022	23/12/2042	Fixed	5.920%	QCCP - Tranche 3	\$5,000,000	\$4,625,000	\$68,262	\$62,500	\$4,562,500
\$5,000,000	ANZ	20	23/12/2022	23/12/2042	Fixed	5.920%	Regional Sports Complex - Stage 2	\$5,000,000	\$4,625,000	\$68,262	\$62,500	\$4,562,500
\$895,000	CBA	10	02/06/2023	02/06/2033	Variable	5.712%	Queanbeyan Depot Extension	\$586,379	\$527,741	\$7,946	\$14,659	\$513,082
							Queanbeyan Admin Building Refurbishment	\$308,621	\$277,759	\$4,182	\$7,716	\$270,043
\$6,108,000	Tcorp	20	28/06/2024	28/06/2044	Fixed	5.830%	QCCP - Tranche 4	\$6,108,000	\$6,108,000	\$89,024.10	\$40,794.88	\$6,067,205
\$190,998,730								\$190,998,730	\$148,772,944	\$1,628,042	\$2,562,175	\$146,169,974

This statement forms part of Council's Quarterly Budget Review Statement (QBRS) for the quarter ended 30/09/24 and should be read in conjunction with the total QBRS report

[27]

QUEANBEYAN-PALERANG REGIONAL COUNCIL

Council Meeting Attachment

27 NOVEMBER 2024

ITEM 9.13 INVESTMENT REPORT - OCTOBER 2024

ATTACHMENT 1 INVESTMENT REPORT PACK



Investment Report Pack

Queanbeyan-Palerang Regional Council

As At 31 October 2024



Contents

1. Budget vs Actual Interest Income 1 July 2024 to 30 June 2025
2. Portfolio Valuation As At 31 October 2024
3. Portfolio Compliance As At 31 October 2024
4. Portfolio Statistics For Period Ending 31 October 2024
5. Portfolio Fossil Fuel Summary For Period Ending 31 October 2024

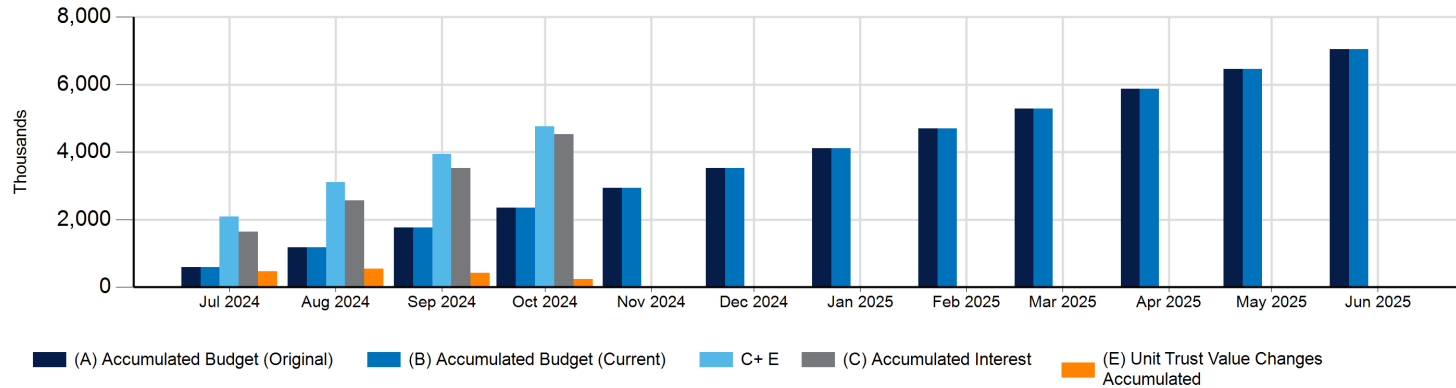


1. Budget vs Actual Interest Income 1 July 2024 to 30 June 2025

Month / Year	(A) Income Interest Budget (Original) Running Total	Interest Income Budget (Current) For Month	(B) Interest Income Budget (Current) Running Total	(T) Interest Income Received/Accrued For Month	(C) Interest Income Received/Accrued Running Total	Accrued Interest Acquired For Month	Accrued Interest Acquired Running Total	(U) Unit Trust Market Value Changes	(E) Unit Trust Market Value Changes Running Total	'Return' For Month (T+U)
Jul 2024	587,500.00	587,500.00	587,500.00	1,635,812.55	1,635,812.55	(36,400.00)	(36,400.00)	457,725.72	457,725.72	2,093,538.27
Aug 2024	1,175,000.00	587,500.00	1,175,000.00	929,414.19	2,565,226.74	0.00	(36,400.00)	87,997.77	545,723.49	1,017,411.96
Sep 2024	1,762,500.00	587,500.00	1,762,500.00	965,577.78	3,530,804.52	(19,380.00)	(55,780.00)	(132,928.24)	412,795.25	832,649.54
Oct 2024	2,350,000.00	587,500.00	2,350,000.00	994,171.12	4,524,975.64	0.00	(55,780.00)	(181,302.29)	231,492.96	812,868.83
Nov 2024	2,937,500.00	587,500.00	2,937,500.00	0.00	0.00	0.00	0.00	0.00	0.00	0.00
Dec 2024	3,525,000.00	587,500.00	3,525,000.00	0.00	0.00	0.00	0.00	0.00	0.00	0.00
Jan 2025	4,112,500.00	587,500.00	4,112,500.00	0.00	0.00	0.00	0.00	0.00	0.00	0.00
Feb 2025	4,700,000.00	587,500.00	4,700,000.00	0.00	0.00	0.00	0.00	0.00	0.00	0.00
Mar 2025	5,287,500.00	587,500.00	5,287,500.00	0.00	0.00	0.00	0.00	0.00	0.00	0.00
Apr 2025	5,875,000.00	587,500.00	5,875,000.00	0.00	0.00	0.00	0.00	0.00	0.00	0.00
May 2025	6,462,500.00	587,500.00	6,462,500.00	0.00	0.00	0.00	0.00	0.00	0.00	0.00
Jun 2025	7,050,000.00	587,500.00	7,050,000.00	0.00	0.00	0.00	0.00	0.00	0.00	0.00
		7,050,000.00		4,524,975.64		(55,780.00)		231,492.96		4,756,468.60

Notes on Table Above
1A. The numbers shown in Column T are the accrual interest amounts for that month combined with the At Call Deposit, Unit Trust and Unassigned interest and distribution income received during that month.
1B. The accruals shown in this section have been calculated using each security's coupon schedule.

Accumulated Budget vs Actual (Accruals Based Upon Coupon Payment Schedules)





2. Portfolio Valuation As At 31 October 2024

Fixed Interest Security	Security Rating	ISIN	Face Value Original	Bond Factor	Face Value Current	Capital Price	Accrued Interest Price	Unit Price Notional	Unit Count	Market Value	% Total Value	Running Yield	Weighted Running Yield
31 Day Notice Account													
AMP 31 Day Ntc	S&P BBB		943,698.21	1.00000000	943,698.21	100.000	0.000			943,698.21	0.32%	5.20%	
			943,698.21		943,698.21					943,698.21	0.32%		5.20%
At Call Deposit													
AMP QPRC At Call	S&P ST A2		54.04	1.00000000	54.04	100.000	0.000			54.04	0.00%	3.00%	
BENAU transaction At Call	Moodys A3		35,506.04	1.00000000	35,506.04	100.000	0.000			35,506.04	0.01%	0.00%	
NAB At Call	S&P AA-		20,105,634.41	1.00000000	20,105,634.41	100.000	0.000			20,105,634.41	6.87%	4.65%	
NAB General At Call	S&P AA-		6,298,063.48	1.00000000	6,298,063.48	100.000	0.000			6,298,063.48	2.15%	4.35%	
NAB Links At Call	S&P AA-		525,763.36	1.00000000	525,763.36	100.000	0.000			525,763.36	0.18%	4.35%	
Westpac At Call	S&P AA-		179,531.75	1.00000000	179,531.75	100.000	0.000			179,531.75	0.06%	0.00%	
			27,144,553.08		27,144,553.08					27,144,553.08	9.28%		4.54%
Covered Floating Bond													
BENAU 1.15 16 Jun 2028 COVEREDFLO	Moodys Aaa	AU3FN0078846	6,000,000.00	1.00000000	6,000,000.00	101.226	0.686			6,114,720.00	2.09%	5.54%	
ING 0.98 08 Dec 2025 COVEREDFLO	Moodys Aaa	AU3FN0074175	3,500,000.00	1.00000000	3,500,000.00	100.648	0.767			3,549,525.00	1.21%	5.39%	
			9,500,000.00		9,500,000.00					9,664,245.00	3.30%		5.48%
Fixed Rate Bond													
ANZ 4.95 11 Sep 2028 Fixed	S&P AA-	AU3CB0302404	3,000,000.00	1.00000000	3,000,000.00	100.625	0.684			3,039,270.00	1.04%	4.97%	
BOQ 4.29 Oct 2025 Fixed	S&P A-	AU3CB0288843	2,840,000.00	1.00000000	2,840,000.00	99.064	0.022			2,814,042.40	0.96%	4.11%	
BOQ 4.7 27 Jan 2027 Fixed	S&P A-	AU3CB0296168	5,000,000.00	1.00000000	5,000,000.00	99.429	1.226			5,032,750.00	1.72%	4.76%	
BOQ 5.3 30 Apr 2029 Fixed	S&P A-	AU3CB0308955	5,000,000.00	1.00000000	5,000,000.00	100.673	0.015			5,034,400.00	1.72%	5.30%	
MACQ 1.7 12 Feb 2025 Fixed	S&P A+	AU3CB0270387	6,000,000.00	1.00000000	6,000,000.00	99.132	0.370			5,970,120.00	2.04%	1.66%	
NTTC 1.1 15 Dec 2024 - Issued 16 Sep 2020 Fixed	Moodys Aa3		3,000,000.00	1.00000000	3,000,000.00	100.000	0.967			3,029,010.00	1.04%	1.10%	
NTTC 1.1 15 Jun 2025 - Issued 16 Mar 2021 - Queanbeyan Regional Council Fixed	Moodys Aa3		5,000,000.00	1.00000000	5,000,000.00	100.000	0.416			5,020,800.00	1.72%	1.10%	
SunBank 2.5 25 Jan 2027 Fixed	S&P A+	AU3CB0285955	5,000,000.00	1.00000000	5,000,000.00	95.312	0.666			4,798,900.00	1.64%	2.66%	
SunBank 4.8 14 Dec 2027 Fixed	S&P A+	AU3CB0294957	3,000,000.00	1.00000000	3,000,000.00	99.770	1.823			3,047,790.00	1.04%	4.88%	
UBS Aust 5.12 May 2028 Fixed	S&P A+	AU3CB0299378	3,000,000.00	1.00000000	3,000,000.00	101.311	2.337			3,079,440.00	1.05%	5.01%	
			40,840,000.00		40,840,000.00					40,866,522.40	13.97%		3.39%
Floating Rate Note													
Auswide 1.5 17 Mar 2026 FRN	Moodys Baa2	AU3FN0076352	2,000,000.00	1.00000000	2,000,000.00	100.467	0.713			2,023,600.00	0.69%	5.90%	
BAL 1.55 22 Feb 2027 FRN	S&P BBB+	AU3FN0075461	4,000,000.00	1.00000000	4,000,000.00	101.128	1.134			4,090,480.00	1.40%	5.88%	
BAL 1.7 21 Feb 2028 FRN	S&P BBB+	AU3FN0085031	11,500,000.00	1.00000000	11,500,000.00	101.586	1.183			11,818,435.00	4.04%	6.03%	
BOQ 1.35 27 Jan 2027 FRN	S&P A-	AU3FN0074662	3,000,000.00	1.00000000	3,000,000.00	101.157	0.047			3,036,120.00	1.04%	5.71%	
BENAU 1.35 27 Jan 2027 FRN	S&P A-	AU3FN0074563	5,000,000.00	1.00000000	5,000,000.00	101.348	0.047			5,069,750.00	1.73%	5.73%	



Fixed Interest Security	Security Rating	ISIN	Face Value Original	Bond Factor	Face Value Current	Capital Price	Accrued Interest Price	Unit Price Notional	Unit Count	Market Value	% Total Value	Running Yield	Weighted Running Yield
CBA 1.15 13 Jan 2028 FRN	S&P AA-	AU3FN0074514	3,500,000.00	1.00000000	3,500,000.00	101.390	0.259			3,557,715.00	1.22%	5.57%	
CBA 0.95 17 Aug 2028 FRN	Moodys Aa3	AU3FN0080396	3,750,000.00	1.00000000	3,750,000.00	100.861	1.063			3,822,150.00	1.31%	5.31%	
RABOCOOP 1.15 21 Nov 2028 FRN	S&P A+	AU3FN0083119	3,750,000.00	1.00000000	3,750,000.00	101.266	1.076			3,837,825.00	1.31%	5.53%	
PCCU 1.6 08 Feb 2027 FRN	Moodys Baa1	AU3FN0084794	2,500,000.00	1.00000000	2,500,000.00	101.344	1.378			2,568,050.00	0.88%	5.94%	
HSBCSyd 1.1 25 Aug 2027 FRN	Moodys Aa3	AU3FN0071015	3,750,000.00	1.00000000	3,750,000.00	101.075	0.986			3,827,287.50	1.31%	5.45%	
HSBCSyd 1.05 03 Mar 2028 FRN	Moodys Aa3	AU3FN0075792	5,000,000.00	1.00000000	5,000,000.00	100.954	0.866			5,091,000.00	1.74%	5.45%	
MACQ 0.84 12 Feb 2025 FRN	S&P A+	AU3FN0052908	3,000,000.00	1.00000000	3,000,000.00	100.147	1.143			3,038,700.00	1.04%	5.21%	
MACQ 0.48 09 Dec 2025 FRN	S&P A+	AU3FN0057709	2,000,000.00	1.00000000	2,000,000.00	100.069	0.696			2,015,300.00	0.69%	4.89%	
NAB 1.2 25 Nov 2027 FRN	S&P AA-	AU3FN0073896	4,400,000.00	1.00000000	4,400,000.00	101.562	1.004			4,512,904.00	1.54%	5.55%	
NAB 1 12 May 2028 FRN	S&P AA-	AU3FN0077830	6,300,000.00	1.00000000	6,300,000.00	100.935	1.178			6,433,119.00	2.20%	5.37%	
NPBS 1.85 14 Feb 2029 FRN	S&P BBB+	AU3FN0085023	4,000,000.00	1.00000000	4,000,000.00	102.628	1.326			4,158,160.00	1.42%	6.12%	
PCU 1.5 21 Nov 2025 FRN	S&P BBB	AU3FN0073581	3,000,000.00	1.00000000	3,000,000.00	100.651	1.144			3,053,850.00	1.04%	5.85%	
PCU 1.55 17 Nov 2026 FRN	S&P BBB+	AU3FN0083028	3,000,000.00	1.00000000	3,000,000.00	100.791	1.183			3,059,220.00	1.05%	5.87%	
SunBank 0.93 22 Aug 2025 FRN	S&P A+	AU3FN0070892	2,200,000.00	1.00000000	2,200,000.00	100.463	1.015			2,232,516.00	0.76%	5.30%	
SunBank 0.48 15 Sep 2026 FRN	S&P AA-	AU3FN0062964	2,000,000.00	1.00000000	2,000,000.00	99.892	0.604			2,009,920.00	0.69%	4.90%	
SunBank 0.78 25 Jan 2027 FRN	S&P AA-	AU3FN0065694	5,000,000.00	1.00000000	5,000,000.00	100.370	0.085			5,022,750.00	1.72%	5.16%	
SunBank 1.25 14 Dec 2027 FRN	S&P A+	AU3FN0074241	2,850,000.00	1.00000000	2,850,000.00	101.584	0.699			2,915,065.50	1.00%	5.67%	
UBS Aust 1.55 12 May 2028 FRN	S&P A+	AU3FN0077970	5,000,000.00	1.00000000	5,000,000.00	102.483	1.298			5,189,050.00	1.77%	5.84%	
UBS Aust 1.45 24 Nov 2028 FRN	Moodys Aa3	AU3FN0083168	3,000,000.00	1.00000000	3,000,000.00	102.192	1.049			3,097,230.00	1.06%	5.75%	
			93,500,000.00		93,500,000.00					95,480,197.00	32.64%		5.61%
Term Deposit													
Auswide 5.5 13 Nov 2024 365DAY TD	Moodys ST P-2		2,000,000.00	1.00000000	2,000,000.00	100.000	5.304			2,106,082.20	0.72%	5.50%	
Auswide 5.2 12 Mar 2025 371DAY TD	Moodys ST P-2		5,000,000.00	1.00000000	5,000,000.00	100.000	3.405			5,170,246.60	1.77%	5.20%	
B&E 5.3 18 Jul 2025 364DAY TD	Fitch ST F2		5,000,000.00	1.00000000	5,000,000.00	100.000	1.510			5,075,506.85	1.73%	5.30%	
BVIC 5.4 10 Jul 2025 365DAY TD	S&P ST A2		5,000,000.00	1.00000000	5,000,000.00	100.000	1.672			5,083,589.05	1.74%	5.40%	
CBA 5.39 20 Nov 2024 363DAY TD	S&P ST A1+		7,000,000.00	1.00000000	7,000,000.00	100.000	5.065			7,354,558.61	2.51%	5.39%	
DFB 5.05 18 Feb 2026 728DAY TD	S&P BBB+		5,000,000.00	1.00000000	5,000,000.00	100.000	3.500			5,175,020.55	1.77%	5.05%	
MYS 5.15 05 Mar 2025 366DAY TD	Moodys ST P-2		2,500,000.00	1.00000000	2,500,000.00	100.000	3.400			2,585,010.28	0.88%	5.15%	
MYS 5.32 07 May 2025 364DAY TD	Moodys ST P-2		10,000,000.00	1.00000000	10,000,000.00	100.000	2.565			10,256,526.00	3.51%	5.32%	
NAB 5.3 07 Nov 2024 365DAY TD	S&P ST A1+		10,000.00	1.00000000	10,000.00	100.000	5.198			10,519.84	0.00%	5.30%	
NAB 5 09 Apr 2025 210DAY TD	S&P ST A1+		5,000,000.00	1.00000000	5,000,000.00	100.000	0.685			5,034,246.60	1.72%	5.00%	
NAB 5.25 11 Jun 2025 364DAY TD	S&P ST A1+		2,000,000.00	1.00000000	2,000,000.00	100.000	2.028			2,040,561.64	0.70%	5.25%	
NAB 5.3 25 Jun 2025 364DAY TD	S&P ST A1+		6,000,000.00	1.00000000	6,000,000.00	100.000	1.844			6,110,646.60	2.09%	5.30%	
NAB 5.45 03 Jul 2025 365DAY TD	S&P ST A1+		10,000,000.00	1.00000000	10,000,000.00	100.000	1.792			10,179,178.10	3.48%	5.45%	
NAB 5 28 Aug 2025 365DAY TD	S&P ST A1+		3,000,000.00	1.00000000	3,000,000.00	100.000	0.877			3,026,301.36	1.03%	5.00%	
NAB 4.9 02 Oct 2025 365DAY TD	S&P ST A1+		3,000,000.00	1.00000000	3,000,000.00	100.000	0.389			3,011,679.45	1.03%	4.90%	



Fixed Interest Security	Security Rating	ISIN	Face Value Original	Bond Factor	Face Value Current	Capital Price	Accrued Interest Price	Unit Price Notional	Unit Count	Market Value	% Total Value	Running Yield	Weighted Running Yield
Westpac 5.29 30 Apr 2025 366DAY TD	S&P ST A1+		4,000,000.00	1.00000000	4,000,000.00	100.000	0.014			4,000,579.72	1.37%	5.29%	
Westpac 4.49 07 Sep 2026 732DAY TD	S&P AA-		10,000,000.00	1.00000000	10,000,000.00	100.000	0.689			10,068,887.70	3.44%	4.49%	
			84,510,000.00		84,510,000.00					86,289,141.14	29.50%		5.17%
Unit Trust													
NSWTC Long Term Growth Fund UT	S&P AA+		19,709,138.61		19,709,138.61			1.0905	18,074,316.6698	19,709,138.61	6.74%		
NSWTC Medium Term Growth Fund UT	S&P AA+		12,457,562.90		12,457,562.90			1.0137	12,289,807.0312	12,457,562.90	4.26%		
			32,166,701.51		32,166,701.51					32,166,701.51	11.00%		
Portfolio Total			288,604,952.80		288,604,952.80					292,555,058.34	100.00%		5.00%

Note: For holdings in unit funds and similar securities, the face value (original and current) columns will display market values.



3. Portfolio Compliance As At 31 October 2024

Short Term Issuer/Security Rating Group	Market Value	% Total Value
A2	30,277,015.02	10.35%
A1+	40,768,271.92	13.94%
Portfolio Total	71,045,286.93	24.28%

Market Value by Security Rating Group (Short Term)



Long Term Issuer/Security Rating Group	Market Value	% Total Value
BBB+ to BBB-	36,890,513.76	12.61%
A+ to A-	57,147,274.94	19.53%
AA+ to AA-	117,807,737.71	40.27%
AAA	9,664,245.00	3.30%
Portfolio Total	221,509,771.41	75.72%

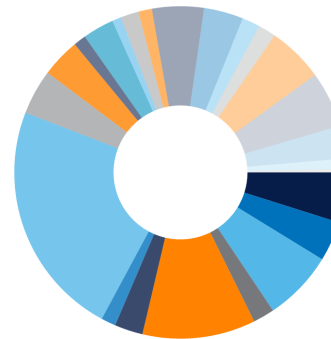
Market Value by Security Rating Group (Long Term)





Issuer	Market Value	% Total Value
AMP Bank Ltd	943,752.25	0.32%
ANZ Banking Group Ltd	3,039,270.00	1.04%
Auswide Bank Limited	9,299,928.80	3.18%
Bank Australia Limited	15,908,915.00	5.44%
Bank of Queensland Ltd	15,917,312.40	5.44%
Bank of us t/as B&E Ltd	5,075,506.85	1.73%
BankVic	5,083,589.05	1.74%
Bendigo & Adelaide Bank Ltd	11,219,976.04	3.84%
Commonwealth Bank of Australia Ltd	14,734,423.61	5.04%
Cooperatieve Rabobank U.A Australia Branch	3,837,825.00	1.31%
Defence Bank Ltd	5,175,020.55	1.77%
Heritage and People's Choice Limited t/as People's Choice Credit Union	2,568,050.00	0.88%
HSBC Sydney Branch	8,918,287.50	3.05%
ING Bank Australia Limited	3,549,525.00	1.21%
Macquarie Bank Ltd	11,024,120.00	3.77%
MyState Bank Ltd	12,841,536.28	4.39%
National Australia Bank Ltd	67,288,617.84	23.00%
Newcastle Greater Mutual Group Ltd	4,158,160.00	1.42%
Northern Territory Treasury Corporation	8,049,810.00	2.75%
NSW Treasury Corporation	32,166,701.51	11.00%
Police Bank Ltd	6,113,070.00	2.09%
Suncorp Bank (Norfina Ltd) - Subsidiary of ANZ	20,026,941.50	6.85%
UBS Australia Ltd	11,365,720.00	3.88%
Westpac Banking Corporation Ltd	14,248,999.17	4.87%
Portfolio Total	292,555,058.34	100.00%

Market Value by Issuer

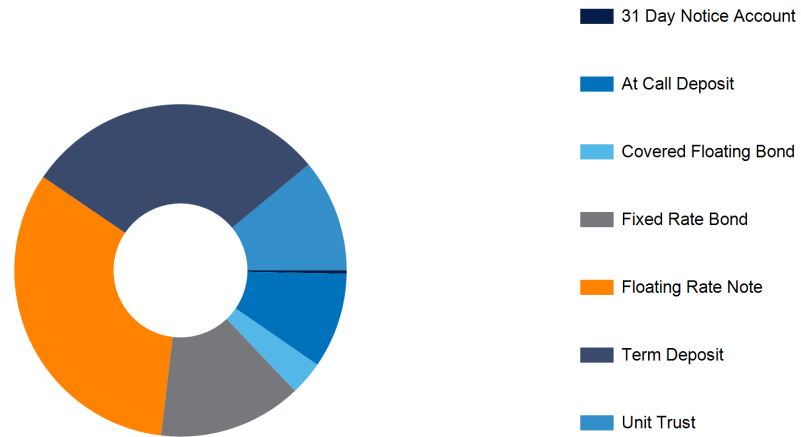


- AMP Bank Ltd
- ANZ Banking Group Ltd
- Auswide Bank Limited
- Bank Australia Limited
- Bank of Queensland Ltd
- Bank of us t/as B&E Ltd
- BankVic
- Bendigo & Adelaide Bank Ltd
- Commonwealth Bank of Australia Ltd
- Cooperatieve Rabobank U.A Australia Branch
- Defence Bank Ltd
- Heritage and People's Choice Limited t/as People's Choice Credit Union
- HSBC Sydney Branch
- ING Bank Australia Limited
- Macquarie Bank Ltd
- MyState Bank Ltd
- National Australia Bank Ltd
- Newcastle Greater Mutual Group Ltd
- Northern Territory Treasury Corporation
- NSW Treasury Corporation
- Police Bank Ltd
- Suncorp Bank (Norfina Ltd) - Subsidiary of ANZ
- UBS Australia Ltd
- Westpac Banking Corporation Ltd



Security Type	Market Value	% Total Value
31 Day Notice Account	943,698.21	0.32%
At Call Deposit	27,144,553.08	9.28%
Covered Floating Bond	9,664,245.00	3.30%
Fixed Rate Bond	40,866,522.40	13.97%
Floating Rate Note	95,480,197.00	32.64%
Term Deposit	86,289,141.14	29.50%
Unit Trust	32,166,701.51	11.00%
Portfolio Total	292,555,058.34	100.00%

Market Value by Security Type





Market Value by Term Remaining



Investment Policy Compliance

Legislative Requirements	Fully compliant
Issuer	Fully compliant (31 limits)
Security Rating Group	Fully compliant (8 limits)
Term Group	Fully compliant (1 limits)



4. Portfolio Statistics For Period Ending 31 October 2024

Trading Book	1 Month	3 Month	12 Month	Since Inception
Queanbeyan-Palerang Regional Council				
Portfolio Return (1)	0.23%	0.95%	6.31%	2.89%
Performance Index (2)	0.37%	1.12%	4.45%	1.84%
Excess Performance (3)	-0.14%	-0.17%	1.86%	1.05%

Notes

- 1 Portfolio performance is the rate of return of the portfolio over the specified period
- 2 The Performance Index is the Bloomberg AusBond Bank Bill Index (Bloomberg Page BAUBIL)
- 3 Excess performance is the rate of return of the portfolio in excess of the Performance Index

Trading Book	Weighted Average Running Yield
Queanbeyan-Palerang Regional Council	5.00



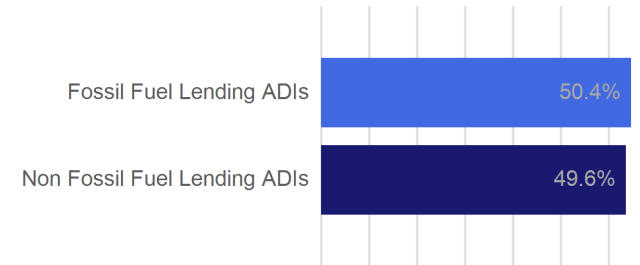
5. Portfolio Fossil Fuel Summary For Period Ending 31 October 2024

Portfolio Summaries As At 31 October 2024

Portfolio Summary by Fossil Fuel Lending ADIs

ADI Lending Status	% Total	Current Period	% Total	Prior Period
Fossil Fuel Lending ADIs				
ANZ Banking Group Ltd	1.2%	3,000,000.00	1.2%	3,000,000.00
Bank of Queensland Ltd	3.1%	8,000,000.00	3.1%	8,000,000.00
Commonwealth Bank of Australia Ltd	5.6%	14,250,000.00	5.5%	14,250,000.00
HSBC Sydney Branch	3.4%	8,750,000.00	3.4%	8,750,000.00
ING Bank Australia Limited	1.4%	3,500,000.00	1.4%	3,500,000.00
Macquarie Bank Ltd	4.3%	11,000,000.00	4.2%	11,000,000.00
National Australia Bank Ltd	26.0%	66,639,461.25	26.9%	69,873,388.02
Westpac Banking Corporation Ltd	5.5%	14,179,531.75	5.4%	14,058,105.39
	50.4%	129,318,993.00	51.0%	132,431,493.41
Non Fossil Fuel Lending ADIs				
AMP Bank Ltd	0.4%	943,752.25	0.4%	939,735.93
Auswide Bank Limited	3.5%	9,000,000.00	3.5%	9,000,000.00
Bank Australia Limited	6.0%	15,500,000.00	6.0%	15,500,000.00
Bank of Queensland Ltd	3.1%	7,840,000.00	3.0%	7,840,000.00
Bank of us t/as B&E Ltd	2.0%	5,000,000.00	1.9%	5,000,000.00
BankVic	2.0%	5,000,000.00	1.9%	5,000,000.00
Bendigo & Adelaide Bank Ltd	4.3%	11,035,506.04	4.2%	11,010,575.89
Cooperatieve Rabobank U.A Australia Branch	1.5%	3,750,000.00	1.4%	3,750,000.00
Defence Bank Ltd	2.0%	5,000,000.00	1.9%	5,000,000.00
Heritage and People's Choice Limited t/as People's Choice Credit Union	1.0%	2,500,000.00	1.0%	2,500,000.00
MyState Bank Ltd	4.9%	12,500,000.00	4.8%	12,500,000.00
Newcastle Greater Mutual Group Ltd	1.6%	4,000,000.00	1.5%	4,000,000.00
Northern Territory Treasury Corporation	3.1%	8,000,000.00	3.1%	8,000,000.00
Police Bank Ltd	2.3%	6,000,000.00	2.3%	6,000,000.00
Suncorp Bank (Norfinia Ltd) - Subsidiary of ANZ	7.8%	20,050,000.00	7.7%	20,050,000.00
UBS Australia Ltd	4.3%	11,000,000.00	4.2%	11,000,000.00
	49.6%	127,119,258.29	49.0%	127,090,311.82

Fossil Fuel vs Non Fossil Fuel Lending ADI





Total Portfolio	256,438,251.29	259,521,805.23
-----------------	----------------	----------------

All amounts shown in the table and charts are Current Face Values for fixed interest holdings and Market Values for unit trust holdings (if included).
The above percentages are relative to the portfolio total and may be affected by rounding.
A fossil fuel lending ADI appearing in the non-fossil fuel related table will indicate that the portfolio contains a "green bond" issued by that ADI.



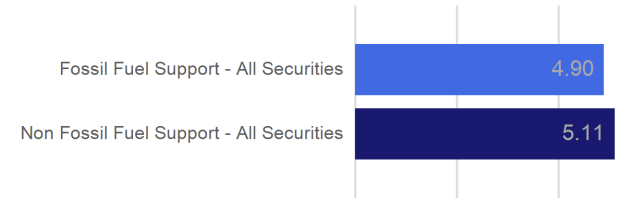


Running Yields by Fossil Fuel and Ethical Ratings As At 31 October 2024

Trading Book	Weighted Average Running Yield
Queanbeyan-Palerang Regional Council	5.00
Fossil Fuel Support - Simple Interest Only	5.11
Non Fossil Fuel Support - Simple Interest Only	5.27
Fossil Fuel Support - All Securities	4.90
Non Fossil Fuel Support - All Securities	5.11

Note: If unit trust holdings are included in the report and multiple trading books hold the same unit trust security, reported IRRs can be misleading.

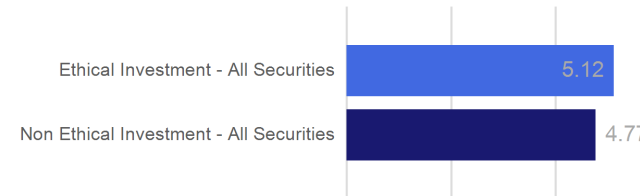
Fossil Fuel vs Non Fossil Fuel Running Total



Trading Book	Weighted Average Running Yield
Queanbeyan-Palerang Regional Council	5.00
Ethical Investment - Simple Interest Only	5.13
Non Ethical Investment - Simple Interest Only	5.29
Ethical Investment - All Securities	5.12
Non Ethical Investment - All Securities	4.77

Note: If unit trust holdings are included in the report and multiple trading books hold the same unit trust security, reported IRRs can be misleading.

Ethical vs Non Ethical Running Total





Report Code: TBSBP180EXT-00.16
Report Description: Portfolio Fossil Fuel Summary Report
Parameters:
As At Date: 31 Oct 2024
Prior As At Date: 30 Sep 2024
Trading Entity: Queanbeyan-Palerang Regional Council
Trading Book: Queanbeyan-Palerang Regional Council
Settlement Date Base
FI Holdings Only
Print Time: 7:45:32 AM



Disclaimer:

Laminar Capital Pty Ltd ABN 33 134 784 740 (AFSL 476686), its officers, employees, agents and associates ("Associates") from time to time hold interests in securities of, or earn brokerage, fees and other benefits from, corporations or investment vehicles referred to in documents provided to clients. All information contained herein is confidential and proprietary to Laminar Capital and, accordingly, this material is not to be reproduced in whole or in part or used for any purpose except as authorised by Laminar Capital. It is to be treated as strictly confidential and not disclosed directly or indirectly to any other person, firm or entity.

Distribution of this information to anyone other than the original recipient and that party's advisers is unauthorised. Any reproduction of these materials, in whole or in part, or the divulgence of any of its contents, without the prior consent of Laminar Capital is prohibited. Any securities recommendation or comments (including an opinion) contained in this document is general advice only and does not take into account your personal objectives, financial situation or needs. Laminar Capital is not acting in a fiduciary capacity. Recommendations or statements of opinion expressed may change without notice. You should not act on a recommendation or statement of opinion without first considering the appropriateness of the general advice to your personal circumstances or consulting your investment advisor to determine whether the recommendation or statement of opinion is appropriate for your investment objectives, financial situation or needs.

Laminar Capital believes that the information contained in this document is accurate when issued. Laminar Capital does not warrant that the information contained herein is accurate, reliable, complete or up-to-date, and, to the fullest extent permitted by law, disclaims all liability of Laminar Capital and its Associates for any loss or damage suffered by any person by reason of the use by that person of, or their reliance on, any information contained in this document or any error or defect in this document, whether arising from the negligence of Laminar Capital or its Associates or otherwise. No action should be taken on the basis of or in reliance on the information, opinions or conclusions contained in this document.

Laminar Capital acts as principal when we buy and sell fixed interest securities in the secondary markets. The yield that we quote to you incorporates any margin that we may receive. The margin is the difference between the price at which we, as principal, buy the security and the price at which we sell the security to you. Laminar Capital may also receive placement fees from Issuers for distributing securities on their behalf.

This document is not, and is not intended to be, an offer or invitation for subscription or sale, or a recommendation, with respect to any securities, nor is it to form the basis of any contract or commitment. This document does not purport to identify the nature of the specific market or other risks associated with these products. Before entering into any transaction in relation to the products, the investor should ensure that it fully understands the terms of the products and the transaction, relevant risk factors, the nature and extent of the investor's risk of loss and the nature of the contractual relationship into which the investor is entering. Prior to investing in these products, an investor should determine, based on its own independent review and such professional advice as it deems appropriate, the economic risks and merits, the legal, tax accounting characteristics and risk, and the consequences of an investment in them. This is not a substantive commentary or analysis by Laminar Capital and has not been prepared as a research product or comments by a research analyst.

LAMINAR CAPITAL PTY LTD
ACN 134 784 740
WWW.LAMINARCAPITAL.COM.AU

MELBOURNE OFFICE: LEVEL 5 RIALTO NORTH, 525 COLLINS STREET, MELBOURNE, VIC 3000 T 61 3 9001 6990 F 61 3 9001 6933
SYDNEY OFFICE: LEVEL 18 ANGEL PLACE, 123 PITT STREET, SYDNEY NSW, 2000 T 61 2 8094 1230
BRISBANE OFFICE: LEVEL 15 CENTRAL PLAZA 1, 345 QUEEN STREET, BRISBANE QLD, 4000 T 61 7 3123 5370

Report Code: TEPACK080EXT-00.12
Report Description: Investment Report Pack 080
Parameters:
Trading Entity: Queanbeyan-Palerang Regional Council
Trading Book: Queanbeyan-Palerang Regional Council
Settlement Date Base
Period End Date: 31 Oct 2024
Financial Year Start Date: 1 Jul 2024
Financial Year End Date: 30 Jun 2025
History Start Date: 1 Jan 2000
Exclude Cash
Exclude Unallocated Cash
Exclude Negative Unit Holdings
Trading Limit Parameters:
Use Face Value
Use Security Rating Group
Eliminate Issuer Parent Child Effect? No
Trading Entity Limits Only? No

QUEANBEYAN-PALERANG REGIONAL COUNCIL

Council Meeting Attachment

27 NOVEMBER 2024

ITEM 9.14 SALE OF LAND FOR UNPAID RATES

ATTACHMENT 2 SALE OF LAND TIMETABLE

TIMETABLE		
	Action	Date
1.	a. Identify and prepare list of properties eligible to be sold for overdue rates. b. Advise registered owners of properties of Council's intention to proceed to sell property for overdue rates.	May/June
2.	Prepare report to Council attaching list of proposed Properties.	Nov 24
3.	Send second letter to owners by registered mail.	Dec 24
4.	Prepare certificates for signature by General Manager or Public Officer certifying: <ul style="list-style-type: none"> • What rates and charges (including overdue rates and charges are payable on the land). • When each of those rates and charges were made and how it was levied. • When each of those rates and charges became payable. • What amounts are payable by way of overdue rates and charges on the land. • What amounts are payable by way of rates and charges (other than overdue rates and charges) on the land. 	Dec 24
5.	Prepare schedule of properties and obtain details relevant from searches to correctly advertise the sale in the Government Gazette and a newspaper.	Dec 24
6.	Advertise sale in Government Gazette and a newspaper.	Jan 24
7.	Prepare report to Council attaching list of proposed assessments and completed Certificates. This report should also include details of: <ul style="list-style-type: none"> • The time and place of proposed sale (being not more than 6 months and not less than 3 months from the publication in newspaper and Government Gazette of appropriate information). • The type of advertising necessary to comply with the Act. • The necessity of conduction title searches against the proposed properties. • The appointment of a licensed auctioneer to conduct the sale. 	Jan 25
8.	Conduct searches with land and property information (land titles office).	Jan 25
9.	Obtain relevant Local and State Authorities certificates for each property.	Jan 25
10.	Appoint Auctioneer.	Jan 25
11.	Research completed searches and from them: <ul style="list-style-type: none"> • Identify any person who has an interest in the land including adjoining property owners. • Take reasonable steps to notify each such person of the Council's intention to sell the land under this division. 	Jan 25
12.	Appoint solicitor to prepare contract for sale of property and general legal advice relating to sale.	Feb 25
13.	Organise appropriate signage to be placed on properties by Real Estate Agent.	Feb 25
14.	Conduct Sale in Council Chambers.	May 25

QUEANBEYAN-PALERANG REGIONAL COUNCIL

Council Meeting Attachment

27 NOVEMBER 2024

ITEM 9.15 VALUER GENERAL'S CANCELLATION OF COMMONWEALTH
LAND

ATTACHMENT 1 NOTIFICATION FROM VALUE NSW



Value NSW

Our ref: DOC24/006607

General Manager
Queanbeyan-Palerang Council
PO Box 90
QUEANBEYAN NSW 2620

22 October 2024

Subject: Notification of removal of Commonwealth-owned land values from the Register of Land Values and option for section 9A private valuations

Dear Sir/Madam

I am writing to advise Queanbeyan-Palerang Council that Commonwealth owned properties have been removed from the Register of Land Values (the Register) and listed as non-valued properties starting 1 July 2024 valuing year.

Current situation

A review of the Register has identified that there are currently forty-three Commonwealth-owned valued entries for Queanbeyan-Palerang Council local government area. Commonwealth owned land is not liable for rates or taxes therefore it is not required to be valued under the *Valuation of Land Act 1916* (the Act). These valued entries will be cancelled from the Register and replaced with new non-valued entries to account for the lots and deposited plans.

Although Commonwealth-owned land is not rateable, it is understood that some councils have private lease agreements in place in lieu of rates based on land valuations. Council will have the option to request a private valuation under section 9A of the Act for the current general valuing year.

Provision of private valuations

The provision of private valuations is managed by VNSW, as delegated by the Valuer General. These valuations will be made with the same provisions as required for valuing land that is rateable, including any allowances or concessions that may be applicable. There is no right of objection to valuations made under section 9A of the Act.

Section 9A valuations will not be included in a valuation list or supplementary list as defined in section 48 and 49 of the Act but will be provided as administrative advice to coincide with the delivery of a valuation list as part of the council's general valuation cycle.

Department of Planning, Housing and Infrastructure – Valuation NSW
PO Box 745, Bathurst NSW 2795
Tel: 1800 110 038

www.dphi.nsw.gov.au
www.valuergeneral.nsw.gov.au

1

Private valuations will be provided on a fee for service basis

If council require a section 9A valuation VNSW will provide a quotation for consideration and approval before the valuation process begins.

Next steps

Council will need to advise VNSW of the properties requiring a section 9A valuation for the 1 July 2022 valuing year by 31 October 2024. All requests are to be emailed to vgnswlanddata@dpi.nsw.gov.au by 31 October 2024.

VNSW will provide a quotation and letter of agreement to council. The section 9A private valuations are generally delivered within four months after the council accepts the quotation and signs the letter of agreement.

If you have any questions, please email vgnswlanddata@dpi.nsw.gov.au

Yours sincerely,



Stewart Mclachlan

Chief Executive Officer

Value NSW

QUEANBEYAN-PALERANG REGIONAL COUNCIL

Council Meeting Attachment

27 NOVEMBER 2024

ITEM 9.16 STATE OF OUR REGION REPORT 2021-2024

ATTACHMENT 1 STATE OF OUR REGION REPORT 2021 - 2024




Queanbeyan-Palerang Regional Council

End of Term Report

2021-2024



QPRC End of Term Report 2021-2024



2

Contents

01. Executive Summary	4
02. Acknowledgment of Country	6
03. Our Local Government Area	8
04. Key Decisions, Engagements & Achievements	12
05. Integrated Planning & Reporting Framework	28
06. Our Councillors	32
07. Organisation Summary	34
08. Long-Term Financial Sustainability	40
09. Community Strategic Plan Achievements	44
Strategic Pillar 1: A Vibrant & Active Queanbeyan–Palerang	46
Strategic Pillar 2: A Prosperous Queanbeyan–Palerang	50
Strategic Pillar 3: A Sustainable Queanbeyan–Palerang	54
Strategic Pillar 4: A Connected Queanbeyan–Palerang	58
Strategic Pillar 5: A Well Governed Queanbeyan–Palerang	62

OFFICES:

Queanbeyan Office
257 Crawford Street

Bungendore Office
13 Gibraltar Street

Braidwood Office
144 Wallace Street


CONTACT:

P: 1300 735 025

E: council@qprc.nsw.gov.au

© 2024 Queanbeyan–Palerang Regional Council

QPRC End of Term Report 2021-2024



01

4

Executive Summary

QPRC is pleased to present our 2021–2024 End of Term Report, which reflects on the past three years and highlights our progress toward the community's vision. In this report, we outline key initiatives, projects, and efforts that have helped us make significant progress toward achieving the goals set out in our Community Strategic Plan.

As the region recovers from the pandemic and the recoils of natural disasters, we have seen a return to normalcy. Thanks to the remarkable diligence, resilience, and perseverance of our community, the Queanbeyan–Palerang region has rebounded rapidly and is now one of the fastest-growing areas in rural NSW.

Local events like *Music by the River*, the *Multi-Cultural Festivals*, and the *Harvest Festival*, all saw some of their largest crowds ever. The Queanbeyan–Palerang region is a true celebration of diversity, and QPRC thanks the community for its continued support of these vibrant and inclusive events.

We are also proud to honour our region's rich legacy in sports and our natural environment. With the opening of the Regional Sports Complex in early 2024, we are excited to offer premier sporting venues where our young athletes, Olympic hopefuls, and weekend warriors can pursue their dreams to their full potential.

For our artists and academics, we've recently opened the Nellie Hamilton Centre, which features state-of-the-art library facilities, EV chargers, and ample space for workshops, community groups, educational programs, and more. The Centre is integrated into the Q and the B, with further development planned to open-up and revitalise the surrounding area—watch this space!

Looking ahead, how we approach the second half of this decade will be crucial to our region's long-term viability.

Queanbeyan–Palerang is growing rapidly, and to meet the needs of our expanding population, we are preparing for several generational infrastructure projects, including the replacement of the region's 100-year-old Sewage Treatment Plant.

Though the past three years have presented tough decisions and challenges, this report showcases the tangible steps we have taken to move towards the long-term goals and aspirations set out in the Community Strategic Plan. From major infrastructure projects to community-driven initiatives, we've made significant strides toward building a stronger, more resilient region. We know we have more work to do to achieve those goals and aspirations and the incoming Council will continue the journey.

Welcome to the 2024 QPRC End of Term Report.

Image: Blacksmith Lane, Queanbeyan

QPRC End of Term Report 2021-2024



Acknowledgment of Country

We acknowledge the Traditional Owners of the Queanbeyan–Palerang area and pay our respects to Elders past, present and emerging. We acknowledge the stories, traditions and living cultures of our First Nations Peoples on this land and commit to building a brighter future together.

QPRC End of Term Report 2021-2024

03

8



Our Local Government Area

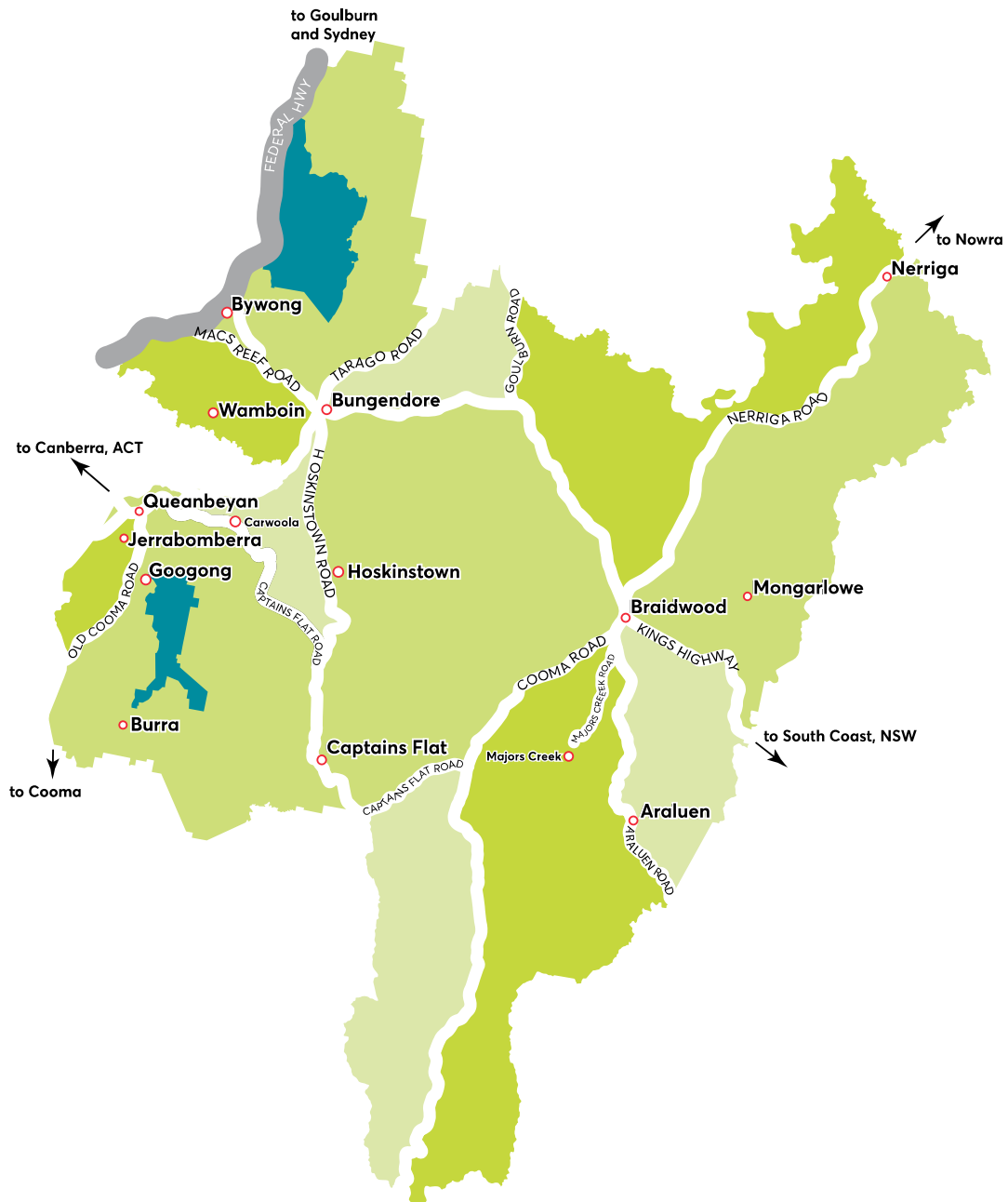


Image: The Royal Hotel, Queanbeyan

LGA Statistics



Residential Building Approvals

Year	2023-24
Houses	436
Others	158
Total	594

Year	2022-23
Houses	450
Others	211
Total	661

Year	2021-22
Houses	366
Others	69
Total	435

Year	2020-21
Houses	177
Others	92
Total	269



Population

Total QPRC Population



Braidwood Population



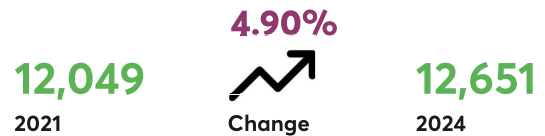
Bungendore Population



Googong Population



Urban Fringe Population



2042 Population



Demographic

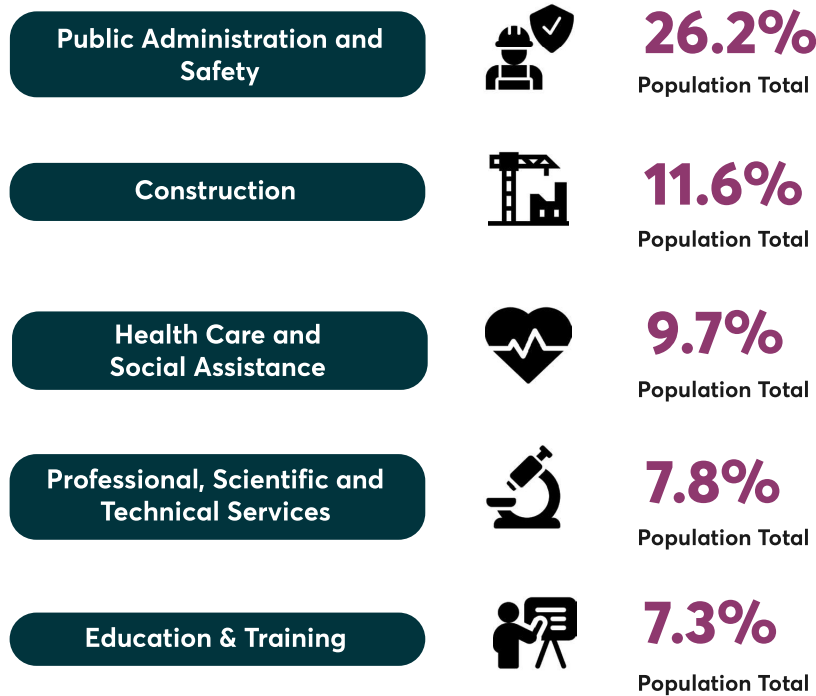
Households made up of couples and children



Residents that hold a bachelor's degree or higher



Community engaged in volunteering work



Key Decisions, Engagements & Achievements



Queanbeyan Pool



Rusten Art Centre,
Queanbeyan



Queen Elizabeth II Park,
Queanbeyan

Monaro Poplars.
Oil on Board.
61cm x 40cm
Artist: Sylvie Carter



Regional Sports Complex

Awards, Achievements & Announcements

2021-22

- **'TWO GREEN FLAGS'** The Green Flag is a prestigious international award recognising parks and green spaces that are well-planned, managed, and actively used by the community. In 2021, Australia had only seven parks awarded this honor, including our very own Queen Elizabeth II Park and Queanbeyan Park.
- **THE HABITAT AND WILDLIFE CONSERVATION AWARD.** The Platypus and Rakali Monitoring Program encourages the local community to take an active role in conservation and animal management. Using community sighting data, we improved our knowledge and care of these important Australian icons. This program was honoured with the *Habitat and Wildlife Conservation Award*. Staff received the award in a ceremony held at Murrurundi in March 2021.
- **QUEANBEYAN POOL TURNS 60!** Queanbeyan Pool is a heritage listed aquatic fitness centre, originally opening as the "Queanbeyan War Memorial Pool" on Remembrance Day in 1961. Designed by legendary Canberran Architect, Robert George Warren. The original design was heavily influenced by Art Deco and Byzantine motifs.

The Queanbeyan Pool has seen significant upgrades since its unveiling, including a fully heated 25m indoor pool, and an amusement-style splash park. Currently, we are finalising new family change rooms.
- **QUEANBEYAN RUSTEN ART CENTRE OPENS.** Rusten House Art Centre was originally built in 1861 and is NSW Heritage listed. Originally built as a small hospital, it has been renovated for use as a gallery and workshop facility. Opening for the first time to the public as a community art centre and gallery from mid-April 2021. Rusten House has hosted nearly 40 unique exhibitions since opening and is always looking to showcase emerging local artists.
- **BETWEEN THE BUSTLE AND THE HAYBALES.** Our Regional Sports Complex is now open in South Jerrabomberra! Built to bolster our region's sporting prowess, construction kicked off back in 2021. Now open, the complex features three football pitches (one synthetic and two premier grass), a first-grade hockey pitch, three natural grass warm-up fields, and club rooms with top-notch amenities. That's just the beginning—more fields and four indoor courts are on the way!

Timeline 2021-22 - Financial Year

JULY

Geotechnical work for the replacement of the Foxlow Street Bridge in Captains Flat begins

Sod is turned for the construction of the Queanbeyan Civic and Cultural Precinct

Citizen science platform NatureMapr goes live in the QPRC area

MultiFactor Authentication goes live for staff digital systems

QPRC Urban Forest Cooling Strategy is endorsed for public exhibition

Towards 2042! Community Strategic Plan survey open for public comment

QPRC becomes a member of the Diversity Council of Australia

AUG

Survey for the QPRC Disability Inclusion Action Plan begins

Council works with volunteers in a Food Relief Hub at Axis Youth Centre during COVID lockdowns

Tomsitt Drive pavement reconstruction begins

Queanbeyan Pool turns 60!

SEP

PCYC moves into the Queanbeyan Indoor Sports Centre

Sealing of Miners Road in Captains Flat begins to reduce impact of dust

Water main on Lascelles Street replaced in preparation for road upgrade

Floodlights installed for the netball courts at the Bungendore Sports Hub

Construction begins on Malbon and Molonglo Street roundabout in Bungendore

Liveability Census and Place Score Assessment Released

OCT

Queanbeyan Pool reopens after lockdown

The Bungendore Playground Working Group agrees to the design

Libraries reopen in Queanbeyan and Braidwood, Mobile Library service resumes with additional stop in Bungendore

2021 QPRC Treasure Trail begins

NOV

Receive Keep Australia Beautiful Habitat and Conservation Award for the Platypus and Rakali Monitoring Program

Receive Invasive Species Management Award at the Excellence in Environment Awards for WeedsCon2020

Reconciliation Action Plan Working Group is formed

Queen Elizabeth II Park and Queanbeyan Park retain the Green Flag Award for the third year

Voluntary Planning Agreement Jumping Creek endorsed

QPRC receives Cross Border Commissioner Infrastructure funding for learn-to-ride facility at South Jerrabomberra Town Park

Peter Bray Memorial Walk opens in Jerrabomberra

DEC

Environa Drive opens to traffic, providing access to South Jerrabomberra

Darren Coggan announced as the QPRC Australia Day ambassador for 2022

JAN

Visit Queanbeyan-Palerang launch the On-The-Road tourism campaign

Tender awarded for construction of the skate park in Braidwood

QPRC Aquatics receives 5 star safety rating from Royal Life Saving

Planning for the Southern Tablelands' new Trails project begins

FEB

Construction begins on the Bungendore Playground

Development Application for Braidwood Pool Upgrade approved

Council reviews the community advisory and management committees

Majors Creek Road sealing from Araluen Road to Monga Lane completed

Construction begins on 2ML Reservoir at North Elmslea Bungendore

QPRC Veteran Employment Program receives praise from NSW Government

Annual Braidwood, Bungendore and Queanbeyan CBD Business Snapshots are released

Art of the Tea Towel exhibition at Rusten House Art Centre

Healing Together mural on Crawford Street revealed by Braidwood artist Bohie

QPRC farewells CEO Peter Tegart

MAR

Major milestone with the first post-tensioned transfer deck poured for the Nellie Hamilton Centre

Monaro Lanes project begins construction

Frogs return to Morton Park after much needed repairs

Council receives grant for mural and workshops with young people at Moore Skate Park

Work starts on community hall upgrades, five halls funded under the Bushfire Local Economic Recovery Package

APR

We hold Seniors Festival events as part of Seniors Week

Consultation begins on QPRC Library Strategy

New Bungendore roundabout complete

We hold open-air movie events as part of Youth Week

QPRC Art Awards 2022 receive boost in support from Bendigo Bank

Reedy Creek Bridge on Mayfield Road construction begins

Consul-General of Japan, Mr Kiya Masahiko, visits Queanbeyan-Palerang

MAY

Tarago Road rehabilitation begins

QPRC welcomes its new CEO Rebecca Ryan

2021 QPRC Art Awards winners announced

Funding for new womens change rooms for Queanbeyan District Cricket Club at Freebody Oval is announced

JUNE

Southern Region Planning Panel approve Development Application for Regional Sports Complex

Legacy Mines begin remediation works on Lake George Mine site in Captains Flat

Paralympic gold medallist Brett Stibners visits QPRC to share road safety messages with staff

Geotechnical work for repair of landslips on Araluen Road begin

Brick Kiln Bridge opens to the public

Official opening of the new Bungendore Playground

We hold World Environment Day events including a walk at Mt Jerrabomberra and the Minecraft Sustainable Design Competition

Footpath connecting Peter Bray Walk and Envirova Drive opens to public

2021 Disability Inclusion Action Plan adopted

No Name Lane gets resurfaced

Portfolio General Manager Mike Thompson receives Order of Australia, Public Service Medal for unwavering commitment to local government over 40 years

Key Decisions, Engagements & Achievements



Bungendore Adventure
Playground



Braidwood
Skate Park



Economic Development
Australia Award
The then - current QPRC
CEO Peter Tegart



Bungendore
Harvest Festival

Awards, Achievements & Announcements

2022-23

- **WINNER! ECONOMIC DEVELOPMENT AUSTRALIA AWARD** QPRC was the proud recipient of the Economic Development Australia Award - Strategic Thinking. The award was for the South Jerrabomberra Innovation Precinct, which is one of four Regional Jobs precincts declared by the NSW government. The precinct will bring in innovative international business to the region, driving growth, investment, and development opportunities.
- **BUNGENDORE ADVENTURE PLAYGROUND OPENS!** After the devastating natural disasters of the previous two years, Bungendore needed somewhere to reconnect. The playground has been a resounding success, securing the Keep Australia Beautiful Community Spirit and Inclusion Award, and is even beginning to bring in tourists to check it out! The large rural-themed playground reflects the region, and features a climbing and slide area, sand play area, water play area, barbeques and more.
- **IT JUST KEEPS GROWING!** Held in April each year, the Bungendore Harvest Festival is a celebration of everything rural in the Southern Tablelands. One of the most anticipated events on the region's calendar, it emphasizes local produce, our cold climate, and community spirit. Stalls offer an array of products, ranging from fresh fruits and hot meals to fine wine, artisan workshops, farm tours, and agricultural education.
- **DROP INTO THE BRAIDWOOD SKATE PARK!** Since the 1980s, Braidwood has been calling for a place to relax and enjoy some switching and shredding after a long day of hitching and wrangling. In 2023, that dream became a reality with the opening of the Respect (Braidwood) Skatepark. The project was delivered in conjunction with the Braidwood Youth Performing Arts Association and the Braidwood Community Association. The park also received extensive support from Revoked Mob Australia and the Braidwood community.

Timeline 2022-23 - Financial Year

JULY

Car park at Bungendore Tennis Club receives an upgrade

Playground at lead-contaminated Foxlow Parklet in Captains Flat removed

Works begin to clean out the creek and lay culverts at Braidwood Recreation Ground

The roof at the Captains Flat Community Hall is replaced

Successful Christmas in July Markets held at Queanbeyan Showground

NSW Government announce funding to replace three Jembaicumbene bridges on Araluen Road under the Fixing Country Bridges program

Jerrabomberra High School Development Application gets approved

Building Information Certificate applications now available online

AUG

NSW Government puts Draft South East and Tablelands Regional Plan 2041 on public exhibition

National Tree Day draws in hundreds of volunteers

After a flood event in Bungendore, community provide feedback to inform review of the Floodplain Risk Management Study and Plan

Work begins on the Nerriga Road and Kings Highway intersection upgrade

Planning for Karabar Water Main upgrade begins

We complete 13km of the Captains Flat Road major upgrade, with approximately 8km works remaining

Post Ellerton Drive construction noise assessments completed for Ellerton Drive Extension and Edwin Land Parkway

20

SEP

Tidy Towns assessor in QPRC to view award nominations

FOGO begins to be rolled out across the local government area

NSW Government establishes construction sites for Jerrabomberra High School and temporary Bungendore High School

Queanbeyan CBD Wayfinding Strategy is adopted

Transport for NSW begin project to remove lead paint from the Queens Bridge

Upgrades begin for Lascelles Street, Braidwood

The B hosts the NSW Police Service Awards

Nerriga Road receives a heavy patch, before moving onto works on Nerriga's main street as part of the upgrade of the recreation area

SCAR bike track gets a refurbishment

Subdivision of Neighbourhoods 3, 4 & 5 at Googong approved by the Southern Regional Planning Panel

OCT

Work begins on the mural at the Moore Park skate park

The boilers at the Queanbeyan Pool are replaced

The B hosts the Fiji Australian Association of ACT's Fiji Independence Day celebrations

Crawford and Antill Streets intersection upgrade approved

Changes to 10.7 Planning Certificates come into effect

New Karabar Netball Facilities installed

NOV

Generation STEM Community Partnership Program begins

New Comprehensive Queanbeyan-Palerang Regional Local Environmental Plan 2022 comes into effect

Stage 2 of the NSW plastic ban begins

We win Economic Development Australia's Strategic Thinking Award for the work on the South Jerrabomberra Regional Jobs Precinct

Queens Jubilee Planting in Queanbeyan

Braidwood Skate Park breaks ground

DEC

Hoskinstown Hall upgrade finalised

Christmas Parties in Braidwood, Bungendore and Queanbeyan

Araluen Campground upgraded with new toilet facility, water tank, solar BBQ, picnic tables

FOGO rollout complete

Braidwood Showground – Light and Power Upgrade Project begins

Re-roofing of Waratah Pre-School begins

Blackall Park chosen for Queanbeyan Micro-Forest site

JAN

The Monaro Rail Trail grant application is successful

Council applies for NSW Govs \$500m Regional and Local Roads Repair

Braidwood Common S355 Committee established

QPRC Annual Art Awards - Inaugural QPRC First Nations Indigenous Art Award announced

FEB

QPRC Welcomes its new Director of Character, Ruth Ormella

Tourism Industry Workshops

Bungendore Multicultural Festival is held for the first time

Braidwood Skatepark Official Opening

Nerriga Main Street and Recreation Ground upgrades begin

Local Heritage Awards nominations open

Destination Southern NSW release their Destination Management Plan with support from QPRC

Regional Housing Flying Squad extended

Southern NSW Destination Management Plan released

Braidwood Skatepark Official Opening

MAR

Queens Jubilee Planting Event in Braidwood

Seniors Week 2023

QPRC wins two Keep Australia Beautiful Awards

Clean Up Australia Day

QPRC Women's Festival and Women's Day events

Nominated for National Awards for Local Government – Regional Community Strategic Plan

Old Wright Park facilities demolished

APR

Construction of the Crawford/Erin/Campbell Street intersection upgrade completed with installation of traffic signals

UNESCO World Art Day at Rusten House

Braidwood Structure Plan Discussion Paper on exhibition

2023 Heritage Festival April - May

Major and Minor pavilion slabs are poured at Regional Sports Complex

QPRC kicks off the Southern Tableland Content Project

No Name Lane - THE OUTSIDER exhibition opens

QPRC makes finals in LG Professionals Excellence Awards

Autumn Artisan Markets run in Bungendore

MAY

Transport for NSW - Bungendore and Braidwood. Traffic Study opens

Be a Voice for Generations Reconciliation Walk held in Queanbeyan

Cemetery Mapping begins across the LGA

Local Government Federal Budget 2023 released

Braidwood Showground lights installed

QPRC and Bendigo Bank Art Awards 2023

Community Information Sessions - Captains Flat Lead

Funding received for the Jerrabomberra Pump Track

Braidwood and its Setting Review Milestone 2

JUNE

The Kings Highway Road Safety Partnership won the Local Government Programs Award

Braidwood footpath renewal works begins

GM meets with Minister for Planning and Public Spaces regarding the Bungendore Water Supply Pipeline Project

Start of the Braidwood and Bungendore Transport Study

Monaro Lanes wins two NSW Australian Institute of Landscape Architects awards

QPRC represented at a 'Welcome to Region' event

Australian Government makes Community Energy Upgrades Fund announcement at Queanbeyan Aquatic Centre

QPRC Presents at 2023 NSW Local Roads Congress

Key Decisions, Engagements & Achievements



Nellie Hamilton Centre
Opens - QCCP Library



Diwali, Queanbeyan



Tourism Award Winner -
Braidwood

Music by the River - ABBA,
Queanbeyan

Awards, Achievements & Announcements

2023-24

- **BRAIDWOOD WINS TOURISM AWARD** Braidwood takes out the award for Best Small Town in the Canberra Region. Bustling with life yet surrounded by Australian history, Braidwood offers the ultimate country getaway, complete with stories of bushrangers, gold seekers, and more. The annual awards showcase the value of tourism to towns and communities across Australia. This achievement could not have been accomplished without the devoted volunteers who run the Braidwood Visitor Information Centre.
- **NELLIE HAMILTON CENTRE OPENS ITS DOORS!** The new Nellie Hamilton Centre is a key component of the CBD Transformation Strategy, aimed at revitalising the heart of Queanbeyan by attracting people and businesses. Alongside our other CBD projects, such as Monaro Lanes, we are creating a dynamic, open, smart, safe, and interconnected CBD. With three floors of commercial real estate, a modern library, and versatile meeting spaces—located adjacent to our theatre and conference centre—we hope the Nellie Hamilton Centre will become an icon of business and culture in Queanbeyan.
- **DIWALI DOWN UNDER!** The QPRC Diwali Lantern Festival is one of the most colourful and enthralling events of the year, featuring an evening filled with cultural performances, delicious food, singing, dancing, and, of course—lights! This family-friendly event brings together people of all ages and backgrounds to build lanterns and walk across the river, lighting the way forward together.
- **DANCING QUEEN(BEYAN)!** 2024 marks the eighth year the Canberra Symphony Orchestra has performed as part of our signature Music by the River event. This year, the orchestra was joined by the legendary cover act BABBA, playing the Swedish supergroup's hits to a crowd of over 4,500 people. This event gets bigger every year, with more music, more food, and more fun! So, make sure to keep your eyes peeled for the floating stage on the river, because you know the music isn't too far behind!

Timeline 2023-24 - Financial Year

JULY

Women's changerooms at Freebody Oval finalised and opened

July 2023 Playground Auditor returns successful report

Braidwood best Small Town in the Canberra Region Top Tourism Town Awards

Customer service centre opens in Gibraltar Street Bungendore

Lascelles Street upgrade is completed

NAIDOC Week event in Queanbeyan

Grant secured for Technical Studies to inform Housing strategy

Public Hearing - Reclassification of 19 Gibraltar Street, Bungendore

Morrisset Street road works in Queanbeyan

Bungendore Sports Hub community room available

National Tree Day planting event at Barracks Flat

Networking and learning session for Braidwood and Queanbeyan Museums

Refreshed Monaro St Sails installed

AUG

Karabar Water Mains replacement begins

Honeysuckle Bridge replacement works underway

Council awarded the tender to construct the pump track - Jerrabomberra Pump Track tender process begins

Legacy Centenary Torch Relay roars through Queanbeyan-Palerang

Queanbeyan Showground Pavilion construction begins

QPRC attends Canberra CareersXpo

Nerriga's new entry signs installed

National Science Week at QPRC Libraries

Googong Town Centre DA is approved

Southern Tablelands agritourism reforms begin

Araluen Road landslips repair are mostly finished and the road is re-opened

SEP

Braidwood Recreation Ground cricket nets are replaced

Jerrabomberra Pump Track drop-in workshop

Queanbeyan Showground Pavilion slab poured

Halfway Creek Bridge begins construction

Hundreds of trees planted at Captains Flat Road as part of final works on the project

Riverside oval hosts Premier League Finals for Capital Football

Completion of Araluen Creek Restoration Project

Seiffert Oval will host Senior Grand Finals over the weekend for the Canberra Region Rugby League

Black Spot Program improvements at intersection of Bungendore Road and Macs Reef Road announced

OCT

New wombat crossing on Jerrabomberra Parkway

Queanbeyan-Palerang Arts Trail begins

3m FROM STATE GOVERNMENT for Tarago Road upgrades. STAGE 1 COMPLETED

Jerrabomberra Creek Park playground receives an upgrade

Queen Elizabeth II Park and Queanbeyan Park retain the Green Flag Award for the third year

Queanbeyan Pool outdoor change rooms get a refurbishment

Southbar Road and Tharwa Road Intersection Upgrade begins

Braidwood and Bungendore Transport Study released by Transport NSW

NOV

Seiffert Oval hosts the finals of the Super Rugby Men's Under 16s and Under 19s

South Jerrabomberra Regional Job Precinct Master Plan exhibited

Shade sail at Nerriga playground installed

Wright Park Amenities Upgraded

"The Narrow Road to the Deep North" - filming beings in Captains Flat

Williamsdale Road - Stage 3 under construction

2023 Diwali Mela Festival

IPART Rate Peg Methodology Review released

The Q Artistic Director, Jordan, wins Directors Award for God of Carnage

New shade sails at Gracelands Park

Round 2 of community consultation for the Jerrabomberra Pump Track

Lake George Mine remediation work commences

Braidwood 15 Year Management Review - Draft milestone 3 report received

DEC

ACT and NSW transport connections meeting

Didgeridoo Program at Karabar Highschool

Red Cross EmergencyRedi Workshop

Braidwood Pool upgrade is complete!

Captains Flat pool turns 70!

CRJO meeting in the Nellie Hamilton Centre

JAN

Queanbeyan Library moves into the Nellie Hamilton Centre

Upper Thornton Water Reservoir maintenance completed

Queanbeyan Museum Catalogue moves to eHive

FEB

Bungendore Place Plan Kick off event

Regional Sports Complex opens for training

CSP Strategic Engagement begins February-March

Wright Park Amenities Block completed

Library Team Leader receives National Council 'Celebrate Being Australian' Award

DA submitted for new Community Facility in Googong

QBN Connect - business information and networking event series

Timeline 2023-24 - Financial Year

MAR

Glenrock Drain Project - Public Exhibition

Multicultural Festival

Bungendore Place Plan Design Workshop

Mullon RFS station Under Construction

Council award tender for Design Aquatic Centre – Sports Hub Bungendore to Mode Design

QPRC attends NSW Parliament Standing Committee on State Development

Norton Road works kick off

\$2.4m in LRCI Phase 4 Funding approved

International Women's Day at Queanbeyan Library

MP Kristy McBain announced an additional \$2m towards the next stages of the Bungendore Sports Hub

House of Representatives new inquiry into local

APR

We held the first Future Educator information evening

Substantial increases to maximum penalties for a range of environmental offences

Destination NSW visit the Southern Tablelands

The Careers Team secure Elsa Dixon Aboriginal Employment Grant

Araluen History Trail officially opens

Queanbeyan-Palerang Heritage Festival Launch 2024

Review of Bungendore Floodplain Risk Management Study & Plan

Southern Tablelands Tourism Workshop in Braidwood

MAY

2024 Draft Integrated Plans on public exhibition

Regional Drought Resilience Plan stakeholder sessions

Reconciliation Walk

Stoney Creek Bridge - First abutment repair completed

QPRC & Bendigo Bank Art Awards

Stage 3 of the Turallo Creek Management Plan underway

Monaro Hockey club plays first home game at the Regional Sports Complex

QPRC Heritage Awards

JUNE

Bungendore Place Plan adopted following community consultation


Works on Frogs Hollow Stage 1 underway

Work on Back Creek Bridge on Wallaces Gap Road begins June / July

Burra Road works completed

Williamsdale Road initial seal completed

Significance Assessment Training for Heritage Library and Museum's staff



Integrated Planning & Reporting Framework

05

28

The Integrated Planning and Reporting (IP&R) Framework aims to ensure a more sustainable and responsive local government sector. All NSW councils are required to develop a Community Strategic Plan along with a Delivery Program, and an Operational Plan. These plans are informed by a Resourcing Strategy that is made up of a Long-Term Financial Plan, a Strategic Asset Management Plan, and a Workforce Plan, as well as ICT and Risk Management strategies. QPRC is a member of the Canberra Region Joint Organisation, which shares the facilitation of the

Community Strategic Plan. In 2025, QPRC will update our Community Strategic Plan, to better reflect the changes within our community.

Integrated Planning emphasises the community being regularly informed on progress with achieving their community vision and long-term aspirations. This is provided through regular reporting on the Delivery Program (every six months), the production of an Annual Report, major project updates through Council's communication channels and the production of the End of Term Report. Figure 1. illustrates the relationship of the various plans.

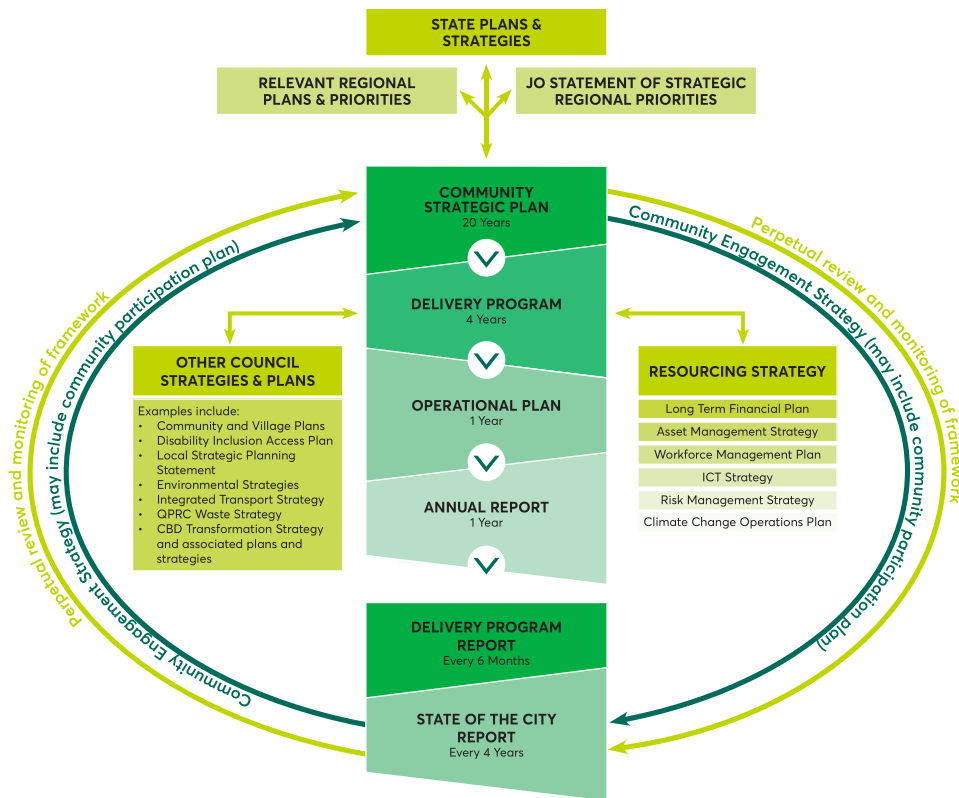
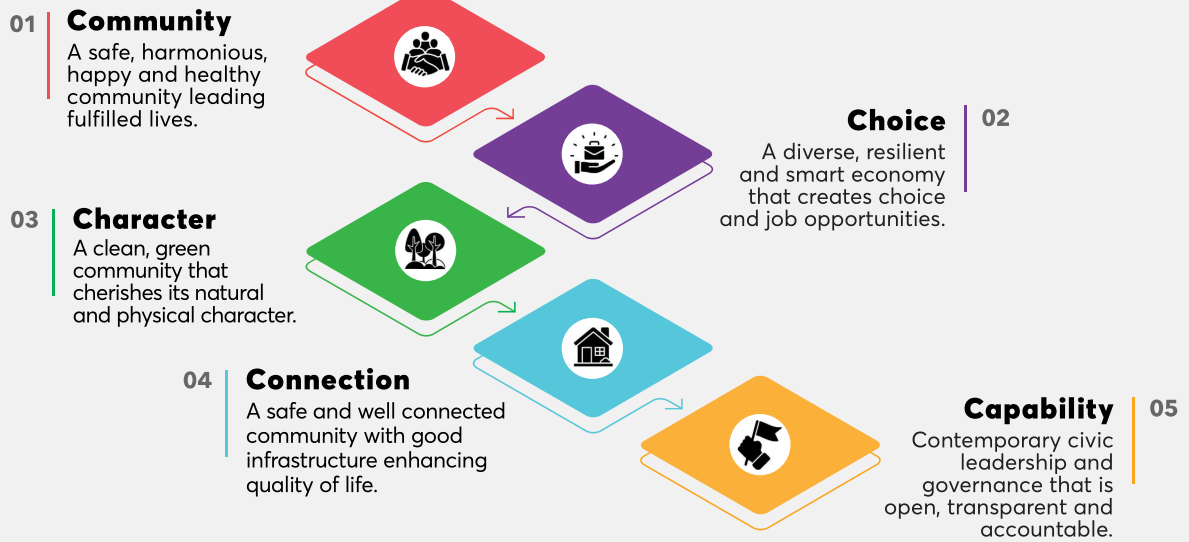


Figure 1. Overview of Integrated Planning Framework

OUR STRATEGIC PILLARS



Our Strategic Pillars

During 2016-17 Council sought the views of the community to ask what they want to see happen in the region over the long term. The Community Strategic Plan was developed from this engagement process.

The community engagement exercise asked the Queanbeyan-Palerang community to identify their long-term aspirations for the region. This is set out in their Vision of what they want our region to be within the next 10 years and a series of aspirational statements (which set out specific desires

within the quadruple bottom-line of 'social, environmental, economic and civic leadership). These align well with the strategic pillars of Community, Choice, Character, Connection and Capability.


QPRC has joined seven of the Canberra Regional Joint Organisations to developed a Regional Community Strategic Plan (CSP) for 2022-32. The Regional CSP will include individual chapters for each Local Government Area and will be presented to the newly elected Council in early 2025, for public consultation.

Queanbeyan–Palering Our vision – Our future

The Queanbeyan–Palering Region is a safe and relaxed place to live, offering a wonderful lifestyle for all members of our community, where we can enjoy excellent services and facilities while experiencing the benefits of a healthy natural environment.

A vibrant and active

QPRC



A prosperous
QPRC



A sustainable
QPRC



A connected
QPRC



A well governed
QPRC



Our Councillors



Cr Kenrick Winchester
Mayor



Cr Esmá Livermore
Deputy Mayor



Cr Jacqueline Ternouth



Cr Mareeta Grundy



Cr Louise Burton



Cr John Preston



Cr Michele Biscotti



Cr Steve Taskovski



Cr Katrina Willis



Cr Edwina Webster



Cr Ross Macdonald



Cr Bryce Wilson

06

The elected Council comprises 11 elected members (Councillors), including the Mayor and Deputy Mayor. The role of the elected Council is to set the strategic direction, ensure financial sustainability, review Council performance, and provide effective and transparent civic leadership to the community.

The local government election was held on 4 December 2021. The September 2020 elections were postponed to December 2021 in response to the risks of the COVID-19 pandemic. The following councillors served during the 2021-2024 term.

- Cr Kenrick Winchester (Mayor)
- Cr Esma Livermore (Deputy)
- Cr Michele Biscotti
- Cr Louise Burton
- Cr Mareeta Grundy
- Cr Ross Macdonald
- Cr John Preston
- Cr Steve Taskovski
- Cr Jacqueline Ternouth
- Cr Edwina Webster
- Cr Bryce Wilson
- Cr Katrina Willis.

In December 2022, Cr Jacqueline Ternouth resigned as councillor, and Cr Ross Macdonald was elected via countback. In October 2023, Cr Edwina Webster resigned as councillor. Since the election was less than 12 months away, Council voted to not undertake a by-election, and operated with 10 councillors until the next local government election.

The Mayor is elected by the Councillors for a two-year period and the Deputy Mayor for a 12-month period. Cr Kenrick Winchester was elected Mayor by the Councillors in January 2022 and in September 2023.

Cr Esma Livermore was elected Deputy Mayor by the Councillors in January 2022, September 2022, and September 2023.

The role of Councillors is defined in the *Local Government Act 1993* and includes:

- Be an active and contributing member of the governing body.
- Make considered and well-informed decisions as a member of the governing body.
- Participate in the development of the integrated planning and reporting framework.
- Represent the collective interests of residents, ratepayers, and the local community.
- Facilitate communication between the local community and the governing body.
- Uphold and represent accurately the policies and decisions of the governing body.
- Make all reasonable efforts to acquire and maintain the skills necessary to perform the role of a councillor.

Council holds two regular meetings each month, on the second and fourth Wednesday of the month, except for January and December, where one meeting is held. Extraordinary Council meetings may be called at short notice to address particular issues. All meetings are open to the public and members of the public can address the Council on matters on the agenda. Council live-streams all Council meetings to ensure accessibility for the public. Archived recordings of the meetings are available from <https://webcast.qprc.nsw.gov.au/>

Organisational Summary

The Executive



Rebecca Ryan
General Manager



Jacquelyn Richards
Director
Community, Arts and Recreation



Kate Monaghan
Director
Corporate Services



Ruth Ormella
Director
Development and Environment



Phil Hansen
Director
Infrastructure Services

07

Council is one of the largest employers in the region, employing more than 530 people. This includes approximately 100 casuals, the number of which fluctuates throughout the year in line with the need for casual employees at pools and other facilities.

With a total of 27 worksites, our main customer-facing office is in Queanbeyan, with other offices in Bungendore and Braidwood. We have depots in Queanbeyan, Bungendore, and Braidwood, and the other worksites include sewage treatment plants, water treatment plants, and waste transfer stations across the local government area.

Council adopted a Resourcing Strategy in 2019-20, with a revised Workforce Management Strategy later prepared to cover the 2022-26 period. The strategy aims to build on the transition following the merger in 2016 including higher-order ambitions to:

- Build a contemporary future-focused workforce that will support adaptation to change.
- Attract, retain and develop a diverse and inclusive workforce.
- Grow cadets and trainees to 10% of the workforce.
- Learn from the challenges related to Covid-19 to provide a flexible, capable organisation.
- Unlock and achieve high performance of teams through stronger leadership capability.
- Creatively manage our ageing workforce.

- Provide equal employment opportunities.
- Improve productivity through addressing unplanned absences and poor safety.
- Provide a safe, inclusive and accessible workplace through Council's HSEQ Assurance Framework and capability training and awareness.
- Instil a continuous learning and improvement environment through learning and development and process improvement.
- Shape a positive customer-focused technically savvy culture through investment in culture development and technology adoption.
- Achieve higher level of satisfaction of internal and external customers' perception of services.

During the 2021-24 period our executive team was refreshed, highlighted by the replacement of inaugural QPRC CEO Peter Tegart with our current General Manager Rebecca Ryan in May 2022. In December 2021 former CFO Kate Monaghan was appointed as Director Corporate Services. We also saw the retirement of two long-serving directors in Mike Thompson and Phil Hansen, after many years of service to QPRC. Ruth Ormella was appointed Director Development and Environment in February 2023 and Mike Duff as Director Infrastructure Services in July 2024. Jacqui Richards remained Director Community, Arts and Recreation throughout the period.

The General Manager has embarked on developing QPRC's first Organisational Strategic Plan. Currently in development, the Organisational Strategic Plan is an internally focused plan, seeking to embed a new staff vision, mission, and practical values into the organisational culture. The strategy will leverage staff's knowledge into operational and strategic improvements across the council and have workplace culture as a key component.

Below shows our current directorate structure.

The Office of the General Manager is responsible for:

- Governance, Legal and Risk
- People and Culture (Human Resources).

The Community, Arts and Recreation Directorate is responsible for:

- Arts & Culture
- Customer Service
- Events
- Economic Development and Tourism
- Community Development and Family Day Care
- Recreation Services
- Communications and Engagement
- Library Services
- Pools and Community Centres
- Urban Landscapes – parks, gardens, playgrounds, open spaces, cemeteries.

The Development and Environment Directorate is responsible for:

- Development Assessment
- Development Engineering
- Environmental Health
- Biosecurity
- Sustainability
- Land-use Planning
- Ranger services
- Animal Management
- Development Compliance
- Planning and Development Administration
- Building Control and Regulation.

The Infrastructure Services Directorate is responsible for:

- Roads and Transport construction and maintenance
- Water
- Sewage
- Contracts and Projects
- Design and Surveying
- Fleet and Plant Management
- Waste
- Facilities Management
- Engineering
- Major Projects
- Emergency Management.

The Corporate Services Directorate is responsible for:

- Finance
- Technology
- Integrated Planning and Reporting
- Property Services
- Assets Management
- Procurement.

OUR ORGANISATIONAL STRUCTURE



Figure 3. Council's Organisational Structure

Financial Overview

Queanbeyan–Palerang Regional Council was established in 2016 through the merger of Queanbeyan City Council and Palerang Council. The newly formed QPRC inherited a significant and long-standing structural financial deficit. This shortfall can be attributed to a backlog of infrastructure projects and maintenance, which was exacerbated once the two councils amalgamated.

In response, in 2017 Council undertook a financial sustainability review and adopted a Financial Strategy and Policy to implement improvements. Key actions included focusing on asset renewal, managing the organisational structure, achieving workforce savings, reviewing user-pay and cutting non-core service costs.


The Financial Strategy also considered expanding the Council's asset base to meet the growing demands of our community. To this end, Council invested \$486 million in capital works over five years, focusing on both asset renewal and asset expansion and funded through capital grants and new loans.

During this period natural disasters have disrupted Council operations, diverted resources, and incurred costs that are not fully covered by the Australian Government's Disaster Recovery Funding Arrangements. Council faced \$58 million in damage to community infrastructure, which is being progressively rebuilt over several years.

In 2022, Morrison Low conducted an independent financial assessment of Council, revealing that, without intervention, the general fund lacked sufficient funds to maintain service levels or asset renewals. The assessment highlighted that core costs are growing faster than revenue, exposing a fundamental flaw in the income and cost structures affecting NSW local governments. Maintaining community infrastructure and services costs more than the revenue received.

QPRC has annual operating expenses of \$177 million, including \$49 million in employee costs. Persistent deficits in the General Fund are unsustainable, and Council's financial strategy included corrective actions aimed at improving its operating position and achieving financial sustainability.

As part of the financial strategy, Council applied for a special rate variation, which was approved by IPART in 2023. IPART approved a three-year special rate variation, with 18% increases each year. (Read more about this on page 41).



39

Image: A Braidwood Church, Braidwood
Source Visitqueanbeyanpalerang - Braidwood and surroundings

QPRC End of Term Report 2021-2024

08

40



Long-Term Financial Sustainability

During 2021, The Independent Pricing and Regulatory Tribunal (IPART) approved Queanbeyan–Palerang Regional Council’s application for a rate variation of 18% per year for three years to help ensure long-term financial sustainability. More information is on the next few pages.

Long-Term Financial Sustainability

During the 2021-2024 term, QPRC made the decision to apply for a special rate variation. QPRC inherited a significant and long-standing structural financial deficit. Simply put, the revenue Council received was less than the expenses we have. This is an unsustainable financial position and prompted Council to apply for the special rate variation.

Both the former Palerang Council and Queanbeyan City Council were considering options to increase revenue before the merger that created QPRC. Following the merger, legislation was in place that prevented raising rates for four years or reducing expenses by consolidating offices or staff. Rates increases were limited to the rate peg set by the IPART, which did not meet the increased costs of providing services.

In June 2023, IPART approved Council's application for the special rate variation. This followed a period of public exhibition and community engagement, from 28 November 2022 through 31 January 2023.

IPART thoroughly reviewed Council's application, considered the feedback that they received from the community, and approved the application in full. The special rate variation was for 18% per year, over three years.

QPRC's application was one of 17 councils in NSW that applied for a special rate variation in 2023, highlighting the strain most local governments are going through in the current financial climate.

Three scenarios were presented to the community and Council chose the middle option in recognition of the significant feedback we received both about how difficult increasing rates would be on the community, but also how important Council services are to the community, particularly in rural and more remote areas.

Council extended the additional \$40 pensioner rebate that was previously available only to Queanbeyan pensioners to all eligible pensioners in QPRC. That means that eligible pensioners are able to receive rebates up to \$460 off their general rates and water and sewer charges.

This rate variation addresses Council's long-term financial sustainability and ensures we can keep providing valuable services like essential road maintenance and upgrades, providing community facilities, libraries, sports fields, parks, amenities and community events.

While the rate variation increases the income Council receives, part of the plan to address financial sustainability is also implementing budget savings of \$5.5m per year.

The rate variation will help address Council's asset renewal needs, enable service level harmonisation, and improve Council's overall financial health, allowing us to invest and borrow more effectively. These measures, combined with a stronger financial position and improved operational performance, will enable us to continue delivering effective services and advancing the region.



Image: Aerial view of Queanbeyan-Palerang

09

44



Image: Music By The River 2023, Queanbeyan

Community Strategic Plan Achievements



ACHIEVEMENT

3.4 out of 5 people responded that they were either very happy or happy with the community vision.

4.0 out of 5 people responded indicating they believe council is delivering or on track to deliver the strategic pillars.

3.4 out of 5 people responded that we were either fully or mostly on track to achieve the strategic vision.

3.6 out of 5 people responded they would choose to stay in the region if given the option.

4.0 out of 5 people responded they agreed with direction of our strategic priorities.

3.8 out of 5 people responded the agree that QPRC has a bright future.

2021 Towards 2042 Survey

Do you think Council is on track with delivering the five strategic pillars?

Strategic Pillars	Yes	Partly	No	Unsure
Community	22.2%	53.4%	19.0%	5.2%
Choice	16.3%	48.4%	27.5%	7.8%
Character	22.4%	43.4%	28.3%	5.9%
Connection	13.0%	53.9%	29.9%	3.2%
Capability	16.0%	45.5%	29.5%	9.0%

Strategic Pillar 1

A Vibrant & Active Queanbeyan–Palerang

1. COMMUNITY



OBJECTIVES

1.1 Our community is strengthened through connection and participation that enhances our community and cultural life.

1.2 Our health, wellbeing and resilience is supported by strong partnerships and access to services.

1.3 Our public and community places are inviting, accessible, encourage participation and are well maintained.



STRATEGIES

- Build cultural capacity through the availability and participation in arts, performance and cultural gatherings, events, and exhibitions.
- We recognise and take pride in the unique and individual heritage and identity of our city, towns, villages and rural areas.
- We embrace our diverse community and welcome and support new and existing residents through community development to build community connection and resilience.
- Recognise, respect and support our Traditional Owners and First Nations People's historical and ongoing connection to country.

- Build community and Council resilience for preparing and responding to disasters.
- Inclusion and accessibility are enhanced through access to community and support services for those that need them.
- Health and quality of life are improved through access to a range of recreation and leisure opportunities.
- Active recreational, sporting and health pursuits are supported by the availability of programs, events and assets in the Queanbeyan–Palerang region.
- Enhance life-long learning pursuits through volunteering opportunities, library, historical and museum services across the region through socially inclusive and welcoming facilities.

- Maintain public spaces to a high standard.
- Promote our public places and attractions with wayfinding signage to support visitation.
- When planning public and green spaces, explore the inclusion of complementary activities such as playgrounds, walking tracks, picnic facilities and amenities which are provided with well-designed built and natural shade.
- Community facilities are accessible, safe and inclusive.



MEASURE

2022 Result: 8.14/10

2024 Result: 8.43/10



Trend



Reported levels of wellbeing

Source: University of Canberra Regional Wellbeing Survey

2022 Result: 4.71/10

2024 Result: 5.29/10



Trend



Crime rates

Source: BOSCAR.

2022 Result: 5.23/10

2024 Result: 6.92/10



Trend



Community perception of Council-run services

Source: University of Canberra Regional Wellbeing Survey

2022 Result: N/A COVID

2024 Result: 151,000



Trend



Usage of Library & Museums

Source: Council data

2022 Result: 8.43/10

2024 Result: 8.15/10



Trend



Satisfaction with QPRC parks & playgrounds

Source: University of Canberra Regional Wellbeing Survey.

PROJECTS, INITIATIVES & ACHIEVEMENTS

1.1

- Opened the *Nellie Hamilton Centre* meeting rooms, library, and community spaces.
- Opened *Aunty Louise Brown Gardens* and *Malunnggang Walk*.
- Music workshops offered through the *Youth Art Group*.
- *Braidwood Festival of Lights*, *Bungendore Harvest Festival*, *Music by the River*, *Diwali Festival*, *Oktoberfest*, *Multicultural Festival* and other cultural events.
- *Queanbeyan-Palerang Heritage Events*.
- Engaged stakeholders in the preparation of the second stage of the *Reconciliation Action Plan*.
- *QPRC and Bendigo Bank Art Awards Program*.

1.2

- Constructed a new *Skatepark in Braidwood*.
- Opened the *Queanbeyan Heritage Library*.
- Adopted a new *Aquatics Facilities Strategic Plan*.
- Adopted a new *Sports Facilities Strategic Plan*.
- Completed the *Braidwood Pool Upgrade*.
- Adopted the *Disability Inclusion Action Plan 2022-26*.
- Planning and design for the new *Bungendore Aquatic Centre*.
- Constructed *Women's Changerooms at Freebody Oval*.
- Upgraded *Braidwood Showground Lighting*.
- Opened the *Libraries for HSC Study Program initiative*.

1.3

- Adopted a *Braidwood Local Community Plan*.
- Engaged with the community and updated *Compliance and Enforcement Policy*.
- Constructed the *Regional Sports Complex*.
- Art works, exhibitions and events in *Queanbeyan laneways and CBD*.
- Completion of the *Bungendore Playground*.



Strategic Pillar 2

A Prosperous Queanbeyan–Palerang

2. CHOICE



OBJECTIVES

2.1 Our city, town and village centres are dynamic and thriving places that attract economic activity through the revitalisation of centres, focus on tourism and improved digital connectivity.

2.2 Our unique regional identity and social and economic advantages underpin a growing economy and a thriving tourism sector.

2.3 Our business practices support a productive and efficient local economy by providing enabling infrastructure.

2.4 Our community has access to increased and enhanced education, training and learning opportunities.



STRATEGIES

- Make our city, town and village centres inviting through beautification, maintenance and well-designed built and natural shade.
- Support and promote existing and new business generation initiatives.
- Encourage the growth of local retail options by supporting 'buying local' initiatives.
- Encourage and support economic diversification through the attraction of new industries.
- Build financial and employment capability and capacity across Queanbeyan–Palerang.

- Programs, facilities and events promote and enhance the Queanbeyan–Palerang region to make it a destination of choice.

- Council processes and practices are transparent, and applications are considered promptly.
- Collaborate with local business and industry groups to enhance economic resilience.
- Our local businesses meet required standards and are environmentally sound, ensuring quality services and high level risk management.

- Advocate for and promote education and employment pathways.
- Support and advocate for more local employment opportunities.



MEASURE

2022 Result: 4,981

2024 Result: 5,547



Trend



Number of active registered businesses

Source: ABS data by region

2022 Result: 11%

2024 Result: 14%



Trend



CBD and town centre shop vacancy audits

Source: Council Audits

2022 Result: 287 million

2024 Result: 358 million



Trend



Visitor expenditure

Source: Spendmapp.

2022 Result: 2.7%

2024 Result: 1.16%



Trend



Unemployment rate

Source: Profile ID.

2022 Result: 3.093 million

2024 Result: 3.694 million



Trend



Gross agricultural value

Source: Profile ID.

2022 Result: N/A COVID

2024 Result: 12%



Trend



Community commuter & work from home rate

Source: Council Data

PROJECTS, INITIATIVES & ACHIEVEMENTS

2.1

- Constructed the *Nellie Hamilton Centre* and developed an activation plan for *Aunty Louise Brown Park*.
- Revitalisation of *Blacksmith and No-name Laneways*.
- Vacated 12 old Council buildings to progress the *CBD Transformation Strategy*.
- Created the *Queanbeyan CBD Wayfinding Strategy*.
- Adopted the *Bungendore Place Plan*.
- Braidwood CBD Economic Opportunities Planning.
- Engaged with the NSW Government to create the *QPRC Regional Economic Development Strategy*.
- Participated in the Canberra Region Joint Organisation Tourism Group.
- Braidwood and Bungendore Shop and Win campaign.

2.2

- Maintained the Treasure Trail website and publish visitor information.
- Nerriga Recreation Area and Main Street Upgrade.

2.3

- Renewal of *Transport for NSW contract for State Road works*.
- Planning and construction of roads and utilities for the *South Jerrabomberra Innovation Precinct*.

2.4

- Developed Cadet and Traineeship Programs.
- *Waterbugs with Waterwatch program*.
- *Youth Week games night event / Youth Week musical theatre workshops*.
- Free child car seat safety checks.
- *Feed Safe Program* for Mums and Bubs.
- *School Holiday Programs* including zoo and aquarium day trips.
- Development and implementation of a *QPRC Libraries Strategy*.



Strategic Pillar 3

A Sustainable Queanbeyan–Palerang

3. CHARACTER



OBJECTIVES

3.1 We acknowledge climate change and we work towards reducing our region's carbon footprint.

3.2 We have robust planning systems that provide zoned and serviced land that supports affordability and choice to liveability of the area.

3.3 Our land, vegetation and waterways are managed in an integrated and sustainable manner.



STRATEGIES

- Partner with Government departments and other organisations to reduce carbon emissions and mitigate the effects of climate change.
- Increase community education, resilience, confidence and resolution in dealing with the challenges of climate change.
- Provide facilities and education programs to improve recycling rates and reduce waste.
- Minimise use of potable water, optimising reuse of recycled water and waste.

- Acknowledge our area comprises diverse settlements that have their own unique identity and value our rural landscapes.
- Support a diversity of housing stock, including affordable housing, by identifying strategies in collaboration with Council, the community, other levels of Government and stakeholders.
- Support the sustainable growth of the Local Government Area through land and infrastructure strategic planning, assessment, determination and certification of development, subdivision and building and manage risk through monitoring and compliance.
- Protect, promote and enrich the heritage and traditional values of our area.

- Sustain, manage and protect our land, biodiversity, vegetation and waterways.
- Sustainably manage natural landscapes and open spaces.
- Passive recreation is supported through a well maintained and connected path network, play areas and green spaces that are provided with well-designed built and natural shade.



MEASURE

2022 Result: 39%

2024 Result: 36%



Trend



Percentage of waste diverted from landfill

Source: Local Government WARR

2022 Result: 9,792,091 kWh

2024 Result: 10,179,591 kWh



Trend



Council energy use

Source: Council data

2022 Result: 1,092 (ha)

2024 Result: 1,080 (ha)



Trend



Hectares of urban open space

Source: Council data

2022 Result: 299,513.49 Litres

2024 Result: 211,938.79 Litres



Trend



Council fuel use

Source: Council data

2022 Result: 191.3 Kilolitres

2024 Result: 132.8 Kilolitres



Trend



Level of water consumption in urban areas is decreasing per household

Source: Council data

PROJECTS, INITIATIVES & ACHIEVEMENTS

3.1

- Adoption of an *Urban Forest Cooling Strategy*.
- Installation of 12 Council owned electric vehicle charging stations.
- Adoption of *Community and Council operations Climate Change Action Plans*.
- Implementation of the *Canberra Region Net Zero Pathway Plan*.
- Establishment of a *Public Electric Vehicle Plan*.
- Educational campaigns for *World Environment Day, National Tree Day* and *Clean-Up Australia Day*.
- Minecraft sustainable design competition.
- DIY sustainable projects evening workshops.
- Guided Open Days in local Reserves and Parks.

3.2

- Adopted an *Affordable Housing Strategy*.
- Implementation of *Local Strategic Planning Statement Actions*.
- Integration of *NSW Planning Portal*.
- *Comprehensive Local Environmental Plan 2022*.

3.3

- Achievement of the *International Green Flag Award for Queen Elizabeth II Park*.
- Adopted *Mount Jerrabomberra Plan of Management*.
- Adoption of *Roadside Vegetation Management Plan*.
- Adopted *Contaminated Lands Policy and Guideline*.
- Delivered Stage 1 *landscaping at Frogs Hollow*.
- Implemented the *Captains Flat Lead Working Group*.



Strategic Pillar 4

A Connected Queanbeyan–Palerang

4. CONNECTION



OBJECTIVES

4.1 Our transport network and infrastructure is safe, supports a zero emissions target and allows for ease of movement throughout Queanbeyan–Palerang and across the ACT border and region.

4.2 Our community's waste, water, sewerage, stormwater and recycled water needs are met.

4.3 Our community facilities and assets are well planned, meet the needs of the community and enhance social connection.

4.4 Our community benefits from world-class telecommunications infrastructure that supports excellent social, economic and educational outcomes throughout the Queanbeyan–Palerang region.



STRATEGIES

- Utilise asset management plans and network safety plans to take a risk management approach to the maintenance and development of the transport network.
- Support and maintain urban and rural roads, traffic management systems, car parking, improvement of bridges in a sustainable manner and advocate and promote safe road user behaviour.
- Support and facilitate the continuous development of footpaths and connected walking and cycling tracks.
- Advocate for public transport infrastructure that meets the needs of Queanbeyan–Palerang residents and visitors.

- Sustainably manage the region's potable water systems and supply to meet the community's needs and national quality standards.
- Provide secure water sources that cater for climate change and storage for reliable supply for growing population and business needs.
- Manage the region's stormwater and maximise use of recycled water to meet the community's needs and national quality standards.
- Support public, business and environmental health through the provision of quality water, sewerage and recycled water systems.
- Manage the collection of waste and operation of waste facilities to meet community requirements.

- Enhance community and recreational use of facilities through robust maintenance and management.
- Plan for community facilities to meet the needs of our growing population and promote the maximisation of use of current facilities.
- Optimise development contributions to fund new and expanded facilities.
- Council assets are sustainably managed.

- Identify connectivity issues and advocate for better telecommunications coverage, particularly in the rural areas of the Queanbeyan–Palerang region.



MEASURE

2022 Result: 1,207 Complaints

2024 Result: 801 Complaints



Trend



Satisfaction with Council's potable water supply systems

Source: Council Data

2022 Result: 5.6/10

2024 Result: 4.6/10



Trend



Community satisfaction level with the state of the road network

Source: RWS 2024

2022 Result: 79%

2024 Result: 83%



Trend



Crash statistics

Source: Transport for NSW data

2022 Result: 51,676 EV Registrations

2024 Result: 54,094 EV Registrations



Trend



Increase in use of sustainable transport

Source: AAA Data Reports

QPRC did not comment on CSP Measure: *Dwellings with Internet Access* due to the reporting body ceasing operations.

PROJECTS, INITIATIVES & ACHIEVEMENTS

4.1

- Delivered \$34 million road, bridge, and footpath maintenance program over 3 years, inclusive of natural disaster repair works.
- Delivered \$53 million road, bridge and footpath renewal and \$229 million new and upgrade projects over 3 years.
- Delivered 1,838 road grading over 3 years.
- Constructed the roundabout at Bungendore.
- Award for Excellence in Road Safety at National Awards for Local Government.

4.2


- Adoption of 2021 Waste Strategy.
- Draft flood study completed for the review of Bungendore Floodplain Risk Management Study and Plan.
- Lodged the development application for the Queanbeyan Sewage Treatment Plant.

4.3

- Prepared the concept design for the Memorial Gardens.
- Prepared a new QPRC Cemeteries Strategic Plan.
- Lodged the development application for the Queanbeyan Sewage Treatment Plant.
- Delivery of Stage 1 of the Bungendore Sports Hub.

4.4

- Presented a list of mobile black spot priorities to the Federal member.



Strategic Pillar 5

A well governed Queanbeyan–Palerang

5. CAPABILITY



OBJECTIVES

5.1 Our community is serviced by an efficient, effective and innovative Council.



STRATEGIES

- Recruit, retain and remunerate a safe and harmonious workforce.
- Promote and facilitate excellent performance and ongoing education and training through the development of streamlined and improved systems, processes and frameworks.
- Apply a contemporary risk management framework which considers Council's risk appetite and aims to balance risk v reward, increase organisational efficiencies and reduce red tape.
- Manage Council financial systems, processes and projects in a sustainable way that maximises value for money for ratepayers.
- Develop, integrate and maintain networks and systems to enable efficient transactions and processes.
- Strategically administer and manage Council's property portfolio.

5.2 Council is an open, accessible and responsive organisation.

- Communicate in an effective and timely manner with the community.
- Use community engagement methods that enhance community participation in decision making.
- Establish operational practices and processes that support efficiency and community and business satisfaction.
- Manage an automated customer service system that meets the needs of the community and allows staff to enhance engagement with residents and ratepayers.
- Work with the community to achieve its long-term aspirations by integrating the strategic objectives and strategies outlined in the Community Strategic Plan into the development of other Council strategies and plans.
- Maintain robust governance, audit and risk policies and frameworks to ensure transparency and accountability.
- Work with our regional neighbours, including the ACT and State and Federal Government departments.



MEASURE

2022 Result: 5.0/10

2024 Result: 5.5/10



Trend



Community assessment of movement towards or away from community vision and aspirations

Source: T2042 Engagement Report

2022 Result: 6.4/10

2024 Result: 5.4/10



Trend



Community feels well informed and is satisfied with Council's community engagement processes

Source: RWS

2022 Result: 59%

2024 Result: 69%



Trend



Percentage of Council revenue received from grants and contributions

Source: Council Data

2022 Result: 3.9%

2024 Result: 6.3%



Trend



Operating performance ratio

Source: Council Data

2022 Result: 3.55/5

2024 Result: 4.48/5



Trend



Community satisfaction with Council's overall performance

Source: T2042 Engagement Report

PROJECTS, INITIATIVES & ACHIEVEMENTS


5.1

- Update on the *Towards 2042! Community Strategic Plan*.
- Establishment of a *Study Assistance Scheme*.
- Initiation of Tech One CI Migration to CIA.
- Creation of an executive dashboard for key measures.
- Participation in Canberra Region Joint Organisation initiatives.
- Migrated Council's Techone Enterprise System to the Cloud.
- Implemented *Cyber Security Framework*.
- Completed the digitisation of all Tallaganda and Yarrowlumla Shire Council hardcopy files.
- Implemented *Data Control Framework*.
- Implemented new financial systems at pools, community centres and The Q.

5.2

- Advocacy for increase in *NSW Government Rates Rebate Scheme*.
- Launch of a successful *Return to Work Program*.
- Renewal of *Health, Safety, Environmental and Quality International Standards Organisation* accreditation.
- Development and testing of a *Business Continuity Plan*.
- Community meetings and discussions about *Council Services and Financial Sustainability*.
- Engaged with a community reference panel to review the *Rating Structure*.
- Created the initial *Community Plan in consultation with the Braidwood Community*.
- Engaged with over 800 community members to review the *Community Strategic Plan*.





www.qprc.nsw.gov.au

